

SWISS MADE

ToolSwiss®

Fabricant d'outillage carbure depuis 1969
Vollhartmetallwerkzeug - Hersteller seit 1969
Manufacturer carbide cutting tools since 1969

SWISS TOOLS FOR AUTOMATIC LATHES & SOLID CARBIDE SLITTING SAWS



100% made in Switzerland

www.westec-corp.com

Fabricant d'outillage carbure depuis 1969

Vollhartmetallwerkzeug - Hersteller seit 1969

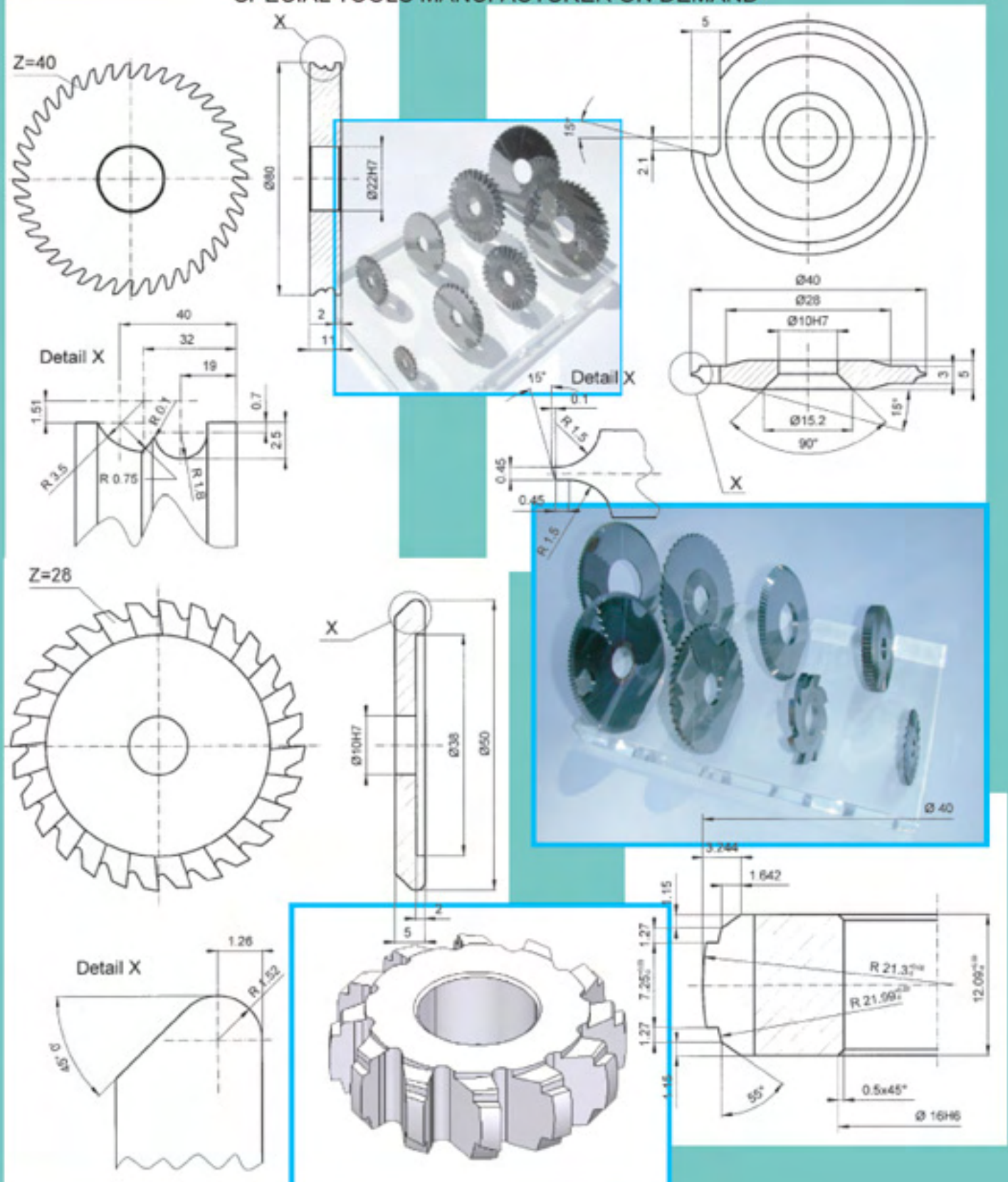
Manufacturer carbide cutting tools since 1969

我们接受非标锯片制造

FABRICANT D'OUTILS SPECIAUX SUR DEMANDE

HERSTELLER VON SPEZIAL WERKZEUG AUF ANFRAGE

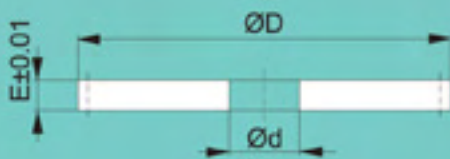
SPECIAL TOOLS MANUFACTURER ON DEMAND



FRAISES CIRCULAIRES EN MÉTAL DUR
VOLLHARTMETALL-KREISSÄGEBLÄTTER
SOLID CARBIDE SLITTING SAWS

DIN 1837 Denture fine
 DIN 1837 Feine Verzahnung
 DIN 1837 Fine teeth

Type **101**




D js15 [mm]	15	20	25	30	40	50	63	80	100	125	150	160	200
d H7 [mm]	5		8		10	13	16	22		32			
E [mm]	Nombre de dents				Anzahl Zähne				Number of teeth				
0.1	64	80	80	100	128	128							
0.15	64	80	80	100	128	128							
0.2	64	80	80	100	128	128	160						
0.25	64	64	80	100	100	128	160						
0.3	64	64	80	80	100	128	128						
0.35	64	64	64	80	100	100	128						
0.4	64	64	64	80	100	100	128	160					
0.5	48	48	64	80	80	100	128	128	160				
0.6	48	48	64	64	80	100	100	128	160	160			
0.7	48	48	48	64	80	80	100	128	128	160			
0.8	40	48	48	64	80	80	100	128	128	160			
0.9	40	40	48	64	64	80	100	100	128	160			
1	40	40	48	64	64	80	100	100	128	160	150	160	
1.1	40	40	48	64	64	80	80	100	128	128			
1.2	40	40	48	48	64	80	80	100	128	128	150	160	
1.3	40	40	40	48	64	64	80	100	100	128			
1.4	40	40	40	48	64	64	80	100	100	128			
1.5	40	40	40	48	64	64	80	100	100	128	150	160	160
1.6	40	40	40	48	64	64	80	100	100	128	150	160	160
1.7	40	40	40	48	48	64	80	80	100	128			
1.8	40	32	40	48	48	64	80	80	100	128			
1.9	40	32	40	48	48	64	80	80	100	128			
2	40	32	40	48	48	64	80	80	100	128	128	128	160
2.5	40	32	40	40	48	64	64	80	100	100	128	128	160
3	40	32	32	40	48	48	64	80	80	100	128	128	128
3.5	24	24	32	40	48	48	64	64	80	100			
4	24	24	32	40	40	48	64	64	80	100	128	100	128
4.5	24	24	32	32	40	48	64	64	80	100			
5	24	24	32	32	40	48	48	64	80	80			
5.5	24	24	24	32	40	40	48	64	64	80			
6	24	24	24	32	40	40	48	64	64	80			

硬质合金标准粗齿锯片 型号102 DIN 1838

FRAISES CIRCULAIRES EN MÉTAL DUR
VOLLHARTMETALL-KREISSÄGEBLÄTTER
SOLID CARBIDE SLITTING SAWS

DIN 1838 Denture grossière
 DIN 1838 Grobe Verzahnung
 DIN 1838 Large teeth

Type 102

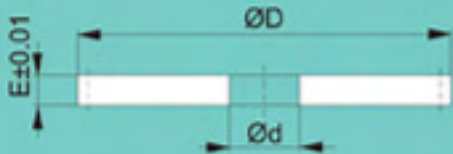


D js15 [mm]	15	20	25	30	40	50	63	80	100	125
d H7 [mm]	5		8		10	13	16	22		
E [mm]	Nombre de dents			Anzahl Zähne			Number of teeth			
0.2	20	20	20	30	40	48				
0.25	20	20	20	30	40	48				
0.3	20	20	20	30	40	48	64	64		
0.35	20	20	20	30	40	48	64	64		
0.4	20	20	20	30	40	48	64	64		
0.5	20	20	20	30	40	48	64	64	80	
0.6	20	20	20	30	40	48	48	64	80	
0.7	20	20	20	30	40	40	48	64	80	
0.8	20	20	20	24	32	40	48	64	64	80
0.9	20	20	20	24	32	40	48	48	64	80
1	20	20	20	24	32	40	48	48	64	80
1.1	20	20	20	24	32	40	40	48	64	64
1.2	20	20	20	24	32	40	40	48	64	64
1.3	20	20	20	24	32	32	40	48	48	64
1.4	20	20	20	24	32	32	40	48	48	64
1.5	20	20	20	24	32	32	40	48	48	64
1.6	20	20	20	24	32	32	40	48	48	64
1.7	20	20	20	24	32	32	40	40	48	64
1.8	20	20	20	24	32	32	40	40	48	64
1.9	20	20	20	24	32	32	40	40	48	64
2	20	20	20	24	32	32	40	40	48	64
2.5	20	20	20	24	32	32	32	40	48	48
3	20	20	20	24	32	24	32	40	40	48
3.5	20	20	20	24	32	24	32	32	40	48
4	20	20	20	24	32	24	32	32	40	48
4.5	20	20	20	24	32	24	32	32	40	40
5	20	20	20	24	32	24	24	32	40	40
5.5	20	20	20	24	32	20	24	32	32	40
6	20	20	20	24	32	20	24	32	32	40

硬质合金标准螺旋齿锯片 型号103

FRAISES CIRCULAIRES EN MÉTAL DUR VOLLHARTMETALL-KREISSÄGEBLÄTTER SOLID CARBIDE SLITTING SAWS


Type **103** Denture hélicoïdale
Schrägverzahnung
Helical teeth



D js15 [mm]	30	40	50	63	80
d H7 [mm]	8	10	13	16	22
E [mm]	Nombre de dents		Anzahl Zähne		Number of teeth
1 - 6	20	24	30	40	50

FRAISES CIRCULAIRES EN MÉTAL DUR VOLLHARTMETALL-KREISSÄGEBLÄTTER SOLID CARBIDE SLITTING SAWS

Type **104** 3 tailles
3-Seitig schneidend
3 cuts



D js15 [mm]	20	25	30	40	50	63	80
d H7 [mm]	5	8	10	13	16	22	
E [mm]	Nombre de dents		Anzahl Zähne		Number of teeth		
2	12	20	24	30	40	50	60
3	12	12	24	20	40	50	50
4	12	12	30	20	30	30	50

Autres dimensions sur demande

Andere Abmessungen auf Anfrage

Other dimensions on demand

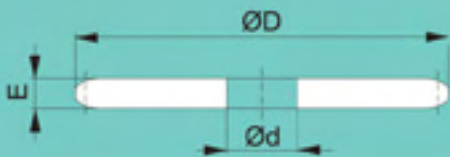
FRAISES CIRCULAIRES EN MÉTAL DUR
VOLLHARTMETALL-KREISSÄGEBLÄTTER
SOLID CARBIDE SLITTING SAWS

Type **105**

A rayon convexe
 Mit Konvex Radius
 With convex radius



Denture **B** pour matières à copeaux longs
 Verzahnung **B** für langspanende Werkstoffe
 Teeth **B** for matériel with long chips




D js15 [mm]	20	25	30	40	50	63
d H7 [mm]	5	8		10	13	16
E [mm]	Nombre de dents		Anzahl Zähne		Number of teeth	
0.8	30	30	30			
1.0	30	30	30	24	30	
1.5	30	30	30			
2.0	30	24	30	24	30	40
2.5	20	24	30			
3.0	20	24	30	24	30	40
4.0				24	30	40
5.0				20	24	30
6.0				20	24	30

FRAISES CIRCULAIRES EN MÉTAL DUR
VOLLHARTMETALL-KREISSÄGEBLÄTTER
SOLID CARBIDE SLITTING SAWS

DIN 1837 Denture extra-fine
 DIN 1837 Extrafeine Verzahnung
 DIN 1837 Extrafine teeth


Type **110**



D js15 [mm]	15	20	25	30	35	40	45	50	63	80	
d H7 [mm]	5			8			10	8	10	13	16
E [mm]	Nombre de dents			Anzahl Zähne			Number of teeth				
0.1	80	100	100	120	120						
0.15	80	100	100	120	120						
0.2	80	100	100	120	120	120	160	160	160	160	160
0.25	80	100	100	120	120	120	160	160	160	160	160
0.3	80	100	100	120	120	120	160	160	160	160	160
0.35	80	100	100	120	120	120	160	160	160	160	160
0.4	80	100	100	120	120	120	160	160	160	160	160
0.5	80	80	80	100	100	100	160	120	120	120	120
0.6	80	80	80	100	100	100	160	120	120	120	120
0.7	80	80	80	100	100	100	160	120	120	120	120
0.8	80	80	80	100	100	100	160	120	120	120	120
0.9	80	80	80	100	100	100	160	120	120	120	120
1	80	80	80	100	100	100	160	120	120	120	120
1.1	80	80	80	100	100	100	160	120	120	120	120
1.2	80	80	80	100	100	100	160	120	120	120	120
1.4	80	80	80	100	100	100	160	120	120	120	120
1.5	80	80	80	100	100	100	160	120	120	120	120
2	80	80	80	100	100	100	160	120	120	120	120
2.5											
3											
3.5	SUR DEMANDE										
4											
4.5	AUF ANFRAGE										
5											
5.5	ON DEMAND										
6											

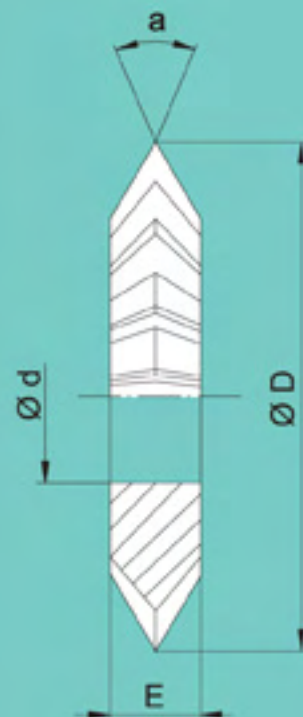
硬质合金双锥刃锯片铣刀

FRAISES ISOCELES EN MÉTAL DUR VOLLHARTMETALL-PRISMENFRÄSER SOLID CARBIDE BICONAL CUTTERS




Type 130	Type 131	Type 132
60°	90°	120°

ØD [mm]	E [mm]	Ød2 [mm]	Z
20	1.0	5.0	20
20	1.5	5.0	20
20	2.0	5.0	20
25	1.0	8.0	20
25	1.5	8.0	20
25	2.0	8.0	20
30	2.0	8.0	24
30	2.5	8.0	24
30	3.0	8.0	24
40	2.0	10.0	32
40	3.0	10.0	32
40	4.0	10.0	32
50	3.0	13.0	32
50	4.0	13.0	32
63	4.0	16.0	40
63	5.0	16.0	40



锯片刀杆

MANDRINS PORTE FRAISE-SCIE
KREISSÄGENFUTTER
COLLETS FOR SLITTING SAWS

 Type **111** & **112**


POUR FRAISE ALÉSAGE FÜR KREISSÄGEN BOHRUNG FOR SLITTING SAWS BORE		Ø DE QUEUE DU MANDRIN FUTTER SCHAFT DURCHMESSER SHANK DIAMETER FOR COLLET		 111			 112			 Ecrou			 Vis	 Vis+3
ØA	J	ØD	L	E	ØB; ØC	réf.	Ecrou	Vis	Vis+3	Dimensions en [mm] Masse in [mm] Dimension in [mm]				
5	7	6	50	3	9	*112 5 6	111 01 5	111 02 5	111 03 5					
			60		10	112 5								
		7			*112 5 7									
8	8	6			15	112 8	111 01 8	111 02 8	111 03 8					
		7			*112 8 7									
		10			*112 8 10									
		13	65		*112 8 13									
10	8	6	60		17	112 10	111 01 10	111 02 10	111 03 10					
		7			*112 10 7									
		10			*112 10 10									
		13	70		*112 10 13									
13	14	10	60	4	20	112 13	111 01 13	111 02 13	111 03 13					
		16	70		*112 13 16									
		18	80		111 13									
		16	70											
16	19	10	60		24	*112 16 10	111 01 16	111 02 16	111 03 16					
		16	70		112 16									
		20	90		111 16									
22	20			5	32	*111 22	111 01 22	111 02 22	111 03 22					

★Disponible uniquement sur demande Lieferbar nur auf Anfrage Delivered only on Request

锯片切削参数推荐

PARAMÈTRES DE COUPE INDICATIFS POUR FRAISES CIRCULAIRES

EMPFOHLENE SCHNITTWERTE FÜR KREISSÄGEBLÄTTER

STANDARD MACHINING DATA FOR SLITTING SAWS

Matériaux Werkstoffe Materials	N / mm ²	Diamètre des fraises		Kreissägen Durchmesser			Slitting Saws diam.
		Vc:m/min	Ø 15-30 fz:mm	Ø 30-50 fz:mm	Ø 50-80 fz:mm	Ø 80-125 fz:mm	Ø125-160 fz:mm
Acier décolletage Automatenstahl Free-cutting steel	~500	120-200	.002-.006	.003-.007	.005-.010	.005-.010	.003-.012
* Acier non allié	~500	100-180	.002-.004	.003-.007	.003-.008	.003-.012	.003-.012
* Acier faiblement allié	~750	50-80	.001-.004	.002-.006	.002-.008	.003-.010	.003-.012
Acier fortement allié	~1000	20-80	.001-.003	.002-.004	.002-.006	.003-.008	.003-.010
* Acier Acier fritté	~750	50-120	.001-.003	.002-.004	.002-.006	.003-.008	.003-.010
Acier Inox Rostfreier Stahl Stainless steel	~1000	50-100	.001-.003	.002-.005	.002-.008	.003-.010	.003-.012
Acier Inox réfract.	~1000	30-60	.001-.003	.002-.005	.002-.008	.003-.010	.003-.012
Titane / Titan / Titanium	~750	20-70	.001-.004	.002-.005	.002-.008	.003-.010	.003-.012
Laiton - Bronze	~500	100-300	.003-.007	.004-.008	.005-.010	.005-.010	.004-.012
Cuivre / Kupfer / Copper	~500	100-300	.003-.006	.003-.008	.004-.010	.004-.010	.004-.012
Bronze à l'alum. - Cuivre (CuAlFe)	~500	150-300	.001-.003	.002-.005	.002-.007	.003-.008	.003-.010
Aluminium alliage		150-400	.003-.006	.004-.007	.004-.008	.005-.010	.003-.012
Aluminium Si <12%		200-500	.003-.007	.004-.008	.004-.010	.005-.010	.005-.012
Aluminium Si >12%		150-400	.003-.007	.004-.008	.004-.010	.005-.010	.005-.012
Fonte / Gusseisen / cast iron	~750	50-120	.001-.004	.002-.005	.002-.008	.003-.010	.003-.012
Fonte graphite sphér.perlitique	<250HB	80-140	.002-.004	.002-.007	.003-.010	.004-.010	.004-.010
Fonte graphite sphér.perlitique	>250HB	50-80	.001-.004	.002-.005	.002-.008	.003-.010	.003-.012
Fonte mallé., graph.,sphér.ferrit.	>250HB	50-80	.002-.004	.003-.007	.004-.008	.004-.010	.004-.012
Or, argent / Gold, Silber / Gold, silver		130-180	.002-.006	.004-.008	.004-.010	.005-.010	.005-.012
Alliages spéciaux Inconel Nimonic Hasteloy		20-30	.001-.003	.002-.005	.002-.008	.002-.010	.003-.012
Magnésium alliage		150-400	.003-.006	.004-.007	.004-.010	.005-.010	.005-.012
Plastique / Kunststoff / Plastic		120-200	.003-.010	.004-.010	.005-.012	.003-.012	.005-.015

Valeurs indicatives; à interpréter selon caractéristiques de la machine, serrages de la matière et porte-outils, fluide d'arrosage, etc...

Richtwerte; Nach Eigenschaften der Maschine zu interpretieren; Festklemmen von Material und Werkzeughalter; Kühflüssigkeit; usw...

Approximate values; Depending on the machine characteristics; Material and tool clamping device; Cooling liquid; etc...

*Acier / Stahl / Steel

Laiton / Messing / brass

瑞士型自动车床车刀和多边车刀

PLAQUETTES CARBURE

- Utilisables: 2 côtés
- Réaffûtables
- Fixations: gauche et droite
- Standards ou selon dessin
- Revêtements : Non revêtues.
TiN, TiCN, FUTURA
- Sur demande: formes et revêtements particuliers.


VHM PLATTEN

- Benutzung: beidseitig
- Nachschleifbar
- Fixierung: links und rechts
- Standard oder nach Zeichnung
- Beschichtung : Unbeschichtet
TiN, TiCN, FUTURA
- Auf Anfrage: Formen und besondere Beschichtung.

CARBIDE INSERT

- Usable: both sides
- Regrindable
- Fixations: left and right
- Standard or after drawing
- Coated : Without coating
TiN, TiCN, FUTURA
- On demand: Forms and special coating

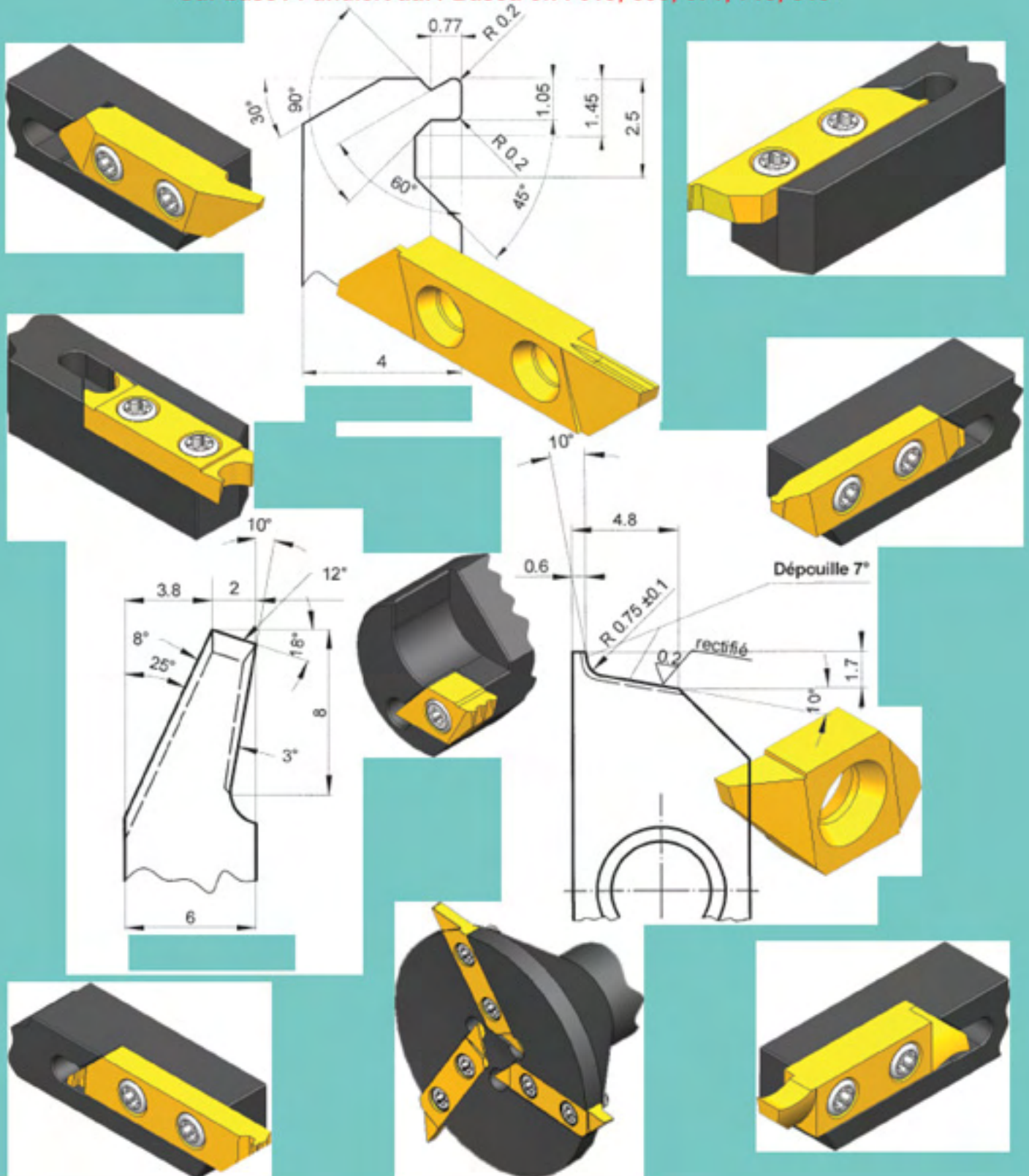
DECO



我们接受非标刀具制造

REALISATION DE PLAQUETTES SPECIALES SELON DESSIN
 FORMPLATTEN NACH ZEICHNUNG
 SPECIAL FORM INSERTS TO DRAWING


Sur base / Fundiert auf / Based on : 615; 630; 671; 715; 815



刀杆

PORTE-PLAQUETTES
KLEMMHALTER
INSERTHOLDERS
PLAQUETTES
PLÄTTCHEN
INSERTS **L / R**

515

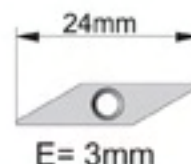


- 507L/R 7x7x150mm
 508L/R 8x8x150mm
 510 100L/R 10x10x100mm
 510 150L/R 10x10x150mm
 512 100L/R 12x12x100mm
 512 150L/R 12x12x150mm
 514 100L/R 14x14x100mm
 516 100L/R 16x16x100mm
 520 100L/R 20x20x100mm

627-V M2.5x7



627 T8



E= 3mm

630

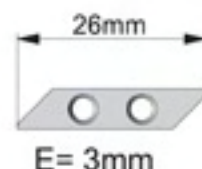


- 608L/R 7x7x150mm
 609L/R 8x8x150mm
 609 10L/R 10x10x150mm
 609 12L/R 12x12x150mm
 609 20L/R 20x20x150mm

627-V M2.5x7



627 T8



E= 3mm

615




- 610 L/R 10x10x100mm
 611 L/R 10x10x150mm
 612 L/R 12x12x100mm
 613 L/R 12x12x150mm
 614 L/R 14x14x150mm
 622 L/R 16x16x100/140mm
 623 L/R 20x20x100/140mm


628-V M3.5x9



628 T15



E= 4mm / 6mm



E= 4mm

715




- 800 L/R 16x16x140mm
 801 L/R 20x20x140mm
 802 L/R 25x25x140mm

628-V M3.5x9



628 T15

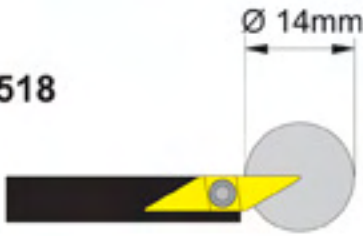
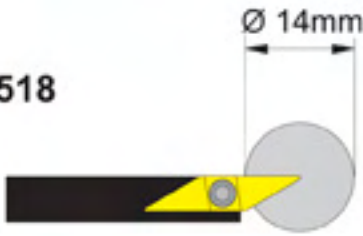


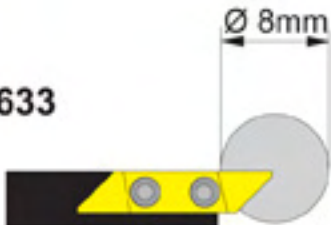
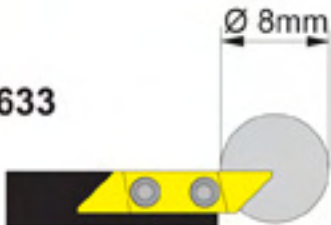


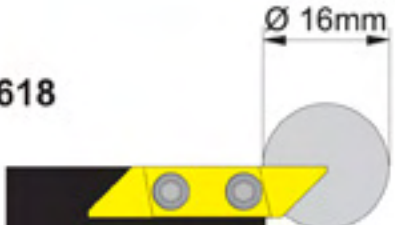
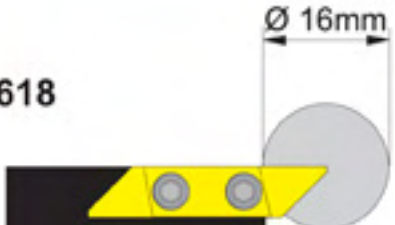


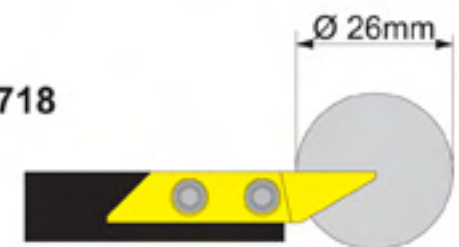
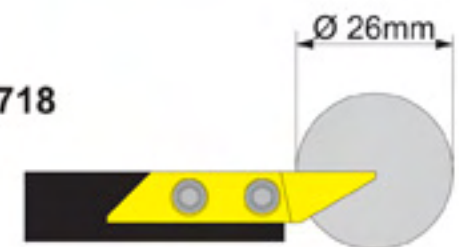


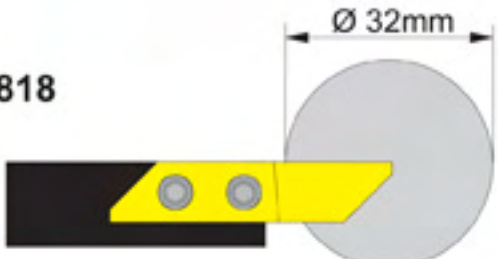
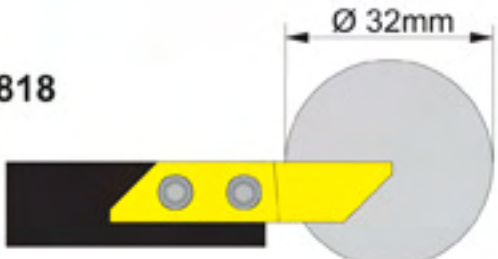




E= 4.1mm

815

切断刀具

TRONCONNAGE ABSTECHEN CUT OFF

Type	Typ	Type	R	E [mm]		L
				Revetement Beschichtung Coated		
518				$E = 1.0 \mid 1.5 \mid 2.0 \mid 2.5$ $\sim \varnothing = 10 \mid 12 \mid 12 \mid 14$		
			broche	Non revêtue FUTURA		broche
633				$E = 0.8 \mid 1.0 \mid 1.2 \mid 1.5 \mid 1.8 \mid 2.0$ $\sim \varnothing = 6 \mid 6 \mid 6 \mid 8 \mid 8 \mid 8$		
			spindel	Non revêtue TiN TiCN FUTURA		spindel
618				$E = 0.8 \mid 1.0 \mid 1.2 \mid 1.5 \mid 1.8$ $\sim \varnothing = 10 \mid 10 \mid 10 \mid 14 \mid 14$ $E = 2.0 \mid 2.2 \mid 2.5 \mid 3.0$ $\sim \varnothing = 16 \mid 16 \mid 16 \mid 16$		
			spindle	Non revêtue TiN TiCN FUTURA		spindle
718				$E = 2.0 \mid 2.5 \mid 3.0$ $\sim \varnothing = 22 \mid 26 \mid 26$		
				Non revêtue TiN TiCN FUTURA		
818				$E = 3.0 \mid 3.5 \mid 4.0$ $\sim \varnothing = 32 \mid 32 \mid 32$		
				Non revêtue TiN TiCN FUTURA		

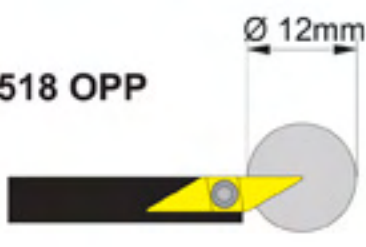

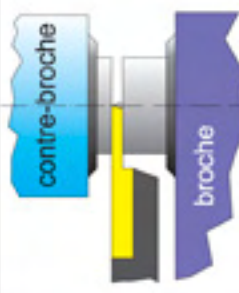
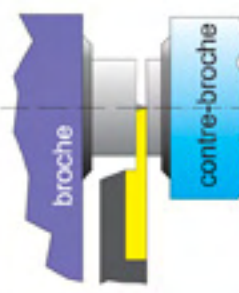
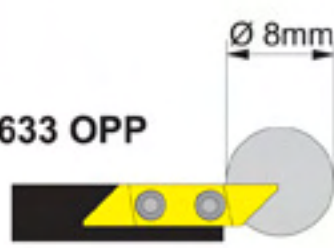

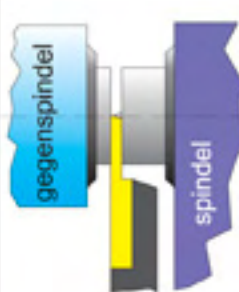
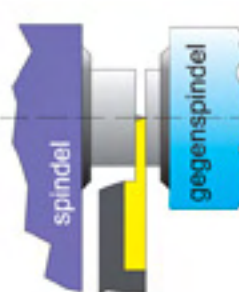
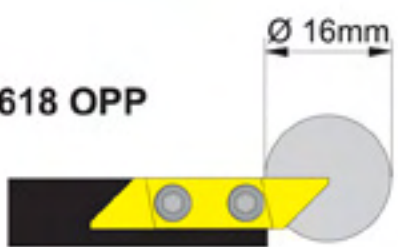

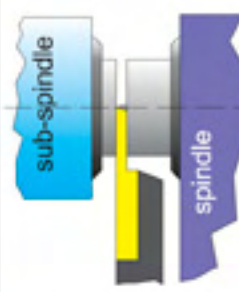
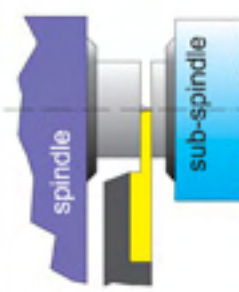
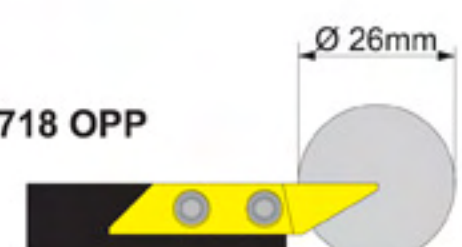



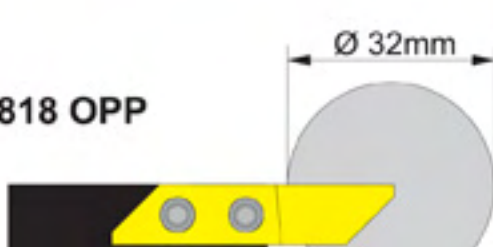



反面切断刀具

Fabricant d'outillage carbure depuis 1969

Vollhartmetallwerkzeug - Hersteller seit 1969

Manufacturer carbide cutting tools since 1969

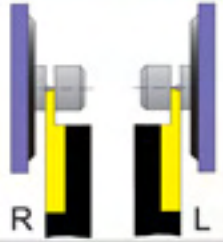
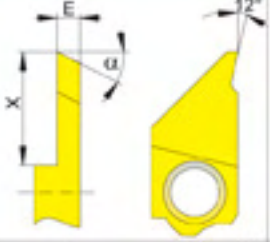
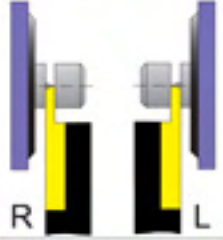
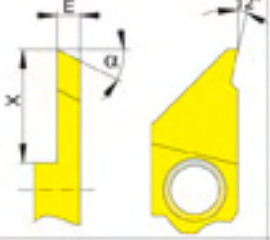
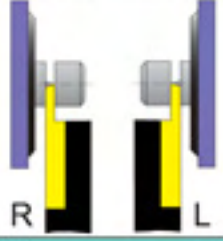
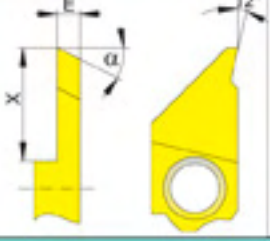
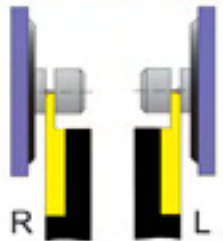
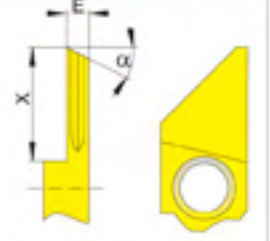
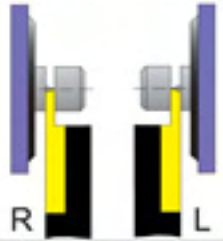
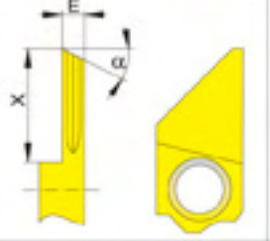
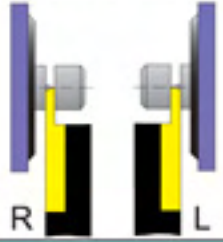
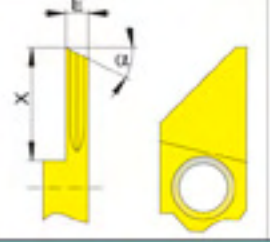
TRONCONNAGE ABSTECHEN CUT OFF "OPPOSEES"

Type	Typ	Type	R opp.	E [mm] <small>Revêtement Beschichtung Coated</small>	L opp.	
518 OPP				$E = 1.0 \ 1.5 \ 2.0$ $-\text{Ø} = 10 \ 12 \ 12$ Non revêtue FUTURA		515
633 OPP				$E = 1.0 \ 1.5 \ 2.0$ $-\text{Ø} = 6 \ 8 \ 8$ Non revêtue TiN TiCN FUTURA		630
618 OPP				$E = 1.5 \ 2.0$ $-\text{Ø} = 14 \ 16$ Non revêtue TiN TiCN FUTURA		615
718 OPP				$E = 2.0 \ 2.5 \ 3.0$ $-\text{Ø} = 22 \ 26 \ 26$ Non revêtue TiN TiCN FUTURA		715
818 OPP				$E = 3.0 \ 3.5$ $-\text{Ø} = 32 \ 32$ Non revêtue TiN TiCN FUTURA		815

反面切断刀具 BC&RC系列

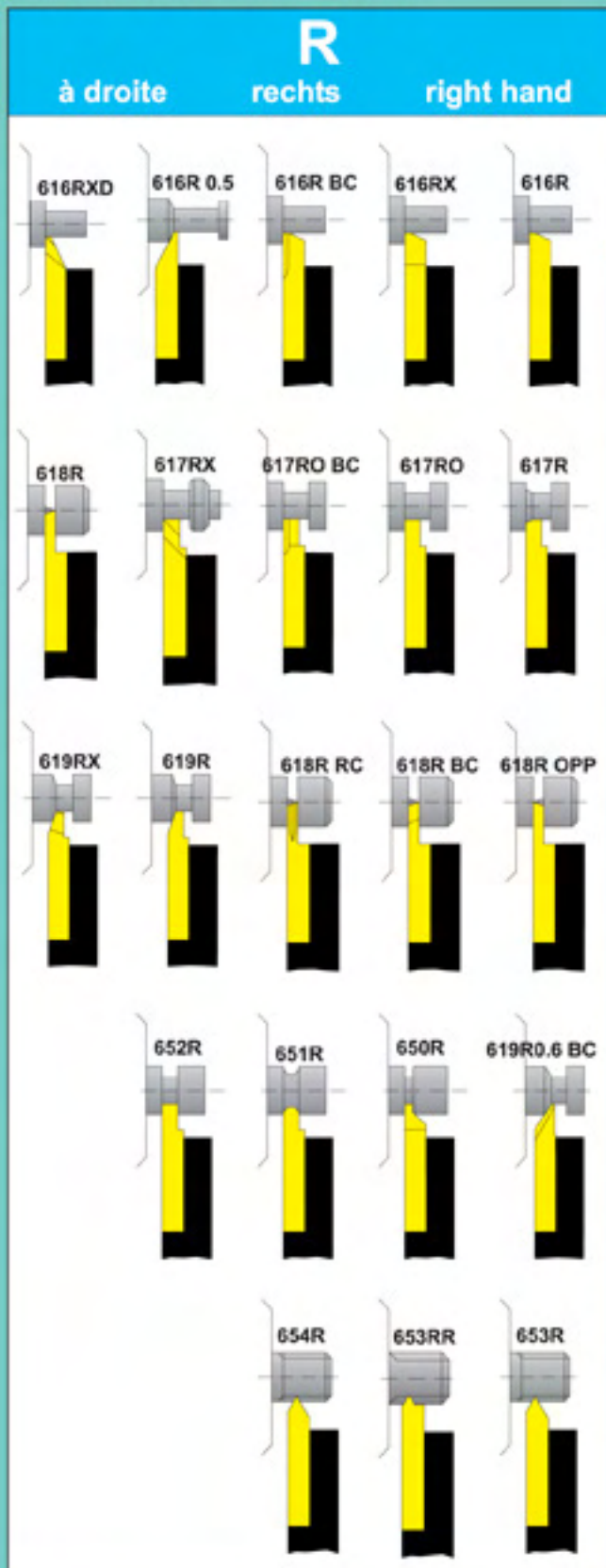
TRONCONNAGE BC et RC ABSTECHEN BC und RC CUT OFF BC and RC



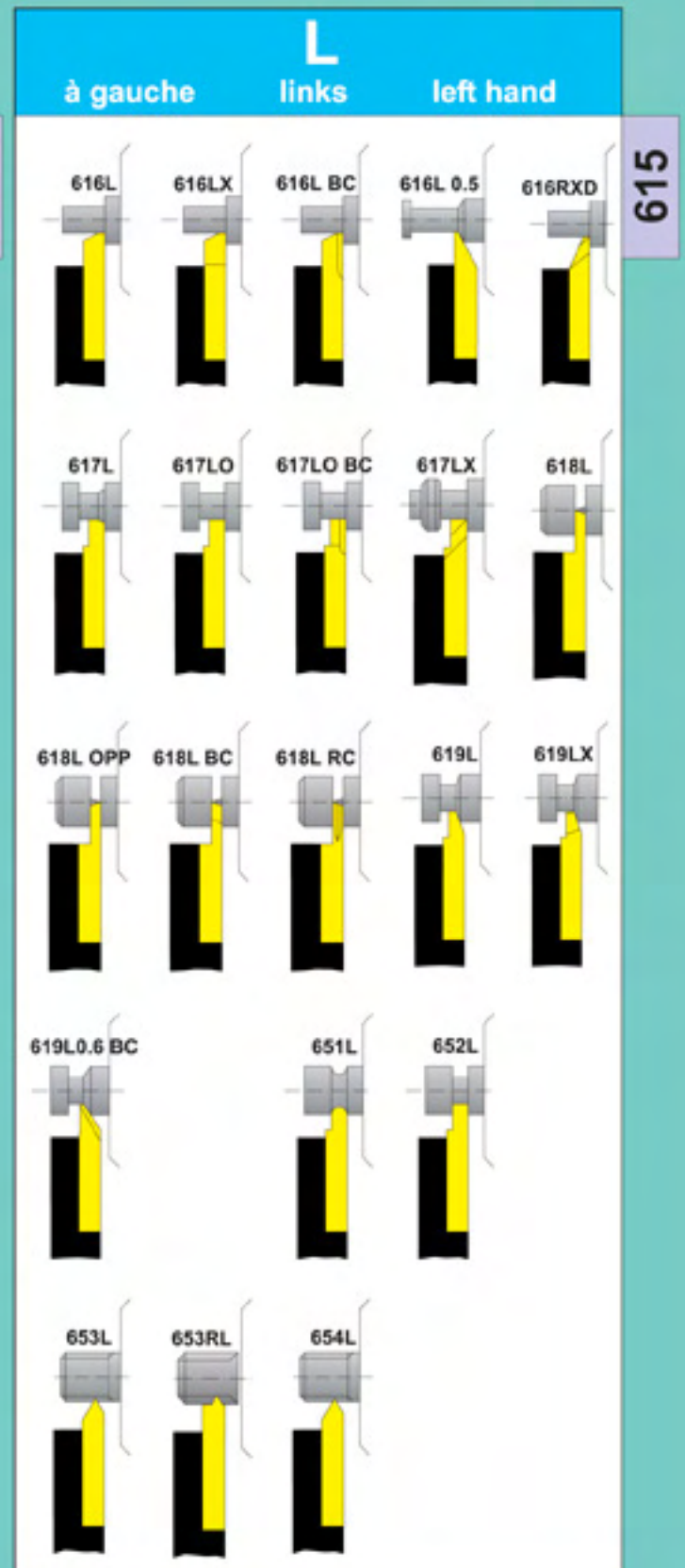
Forme Form Form	Usage Anwendung Application	Type Typ Type	E X [mm]	Revêtement Beschichtung Coated	
		Tronçonnage Abstechen Part off 618L BC 618R BC	$E = 1.5 \ 2.0 \ 2.5$ $X = 7 \ 8 \ 8$ $\alpha = 18^\circ \ 12^\circ \ 12^\circ$	Non revêtue TiN TiCN FUTURA	615
		Tronçonnage Abstechen Part off 718L BC 718R BC	$E = 2.5 \ 3.0$ $X = 13 \ 13$ $\alpha = 12^\circ \ 12^\circ$	Non revêtue TiN TiCN FUTURA	715
		Tronçonnage Abstechen Part off 818L BC 818R BC	$E = 3.0 \ 3.5$ $X = 16 \ 16$ $\alpha = 12^\circ \ 12^\circ$	Non revêtue TiN TiCN FUTURA	815
		Tronçonnage Abstechen Part off 618L RC 618R RC	$E = 1.5 \ 2.0 \ 2.5$ $X = 7 \ 8 \ 8$ $\alpha = 18^\circ \ 12^\circ \ 12^\circ$	Non revêtue TiN TiCN FUTURA	615
		Tronçonnage Abstechen Part off 718L RC 718R RC	$E = 2.5 \ 3.0$ $X = 13 \ 13$ $\alpha = 12^\circ \ 12^\circ$	Non revêtue TiN TiCN FUTURA	715
		Tronçonnage Abstechen Part off 818L RC 818R RC	$E = 3.0 \ 3.5$ $X = 16 \ 16$ $\alpha = 12^\circ \ 12^\circ$	Non revêtue TiN TiCN FUTURA	815

615系列

PROGRAMME TYPE 615
 PROGRAMM TYP 615
 PROGRAM TYPE 615



615



615

615系列刀杆

PORTE-PLAQUETTES POUR TYPE 615

KLEMMHALTER FÜR TYP 615

INSERT HOLDERS FOR TYPE 615

∅ 10 - 12 - 14 - 16 - 20mm



Forme Form Form	Type Typ Type	∅ C [mm]	L [mm]
R L	610L/R	10 x 10	100
	611L/R	10 x 10	150
	612L/R	12 x 12	100
	613L/R	12 x 12	150
	614L/R	14 x 14	150
	622L/R	16 x 16	100 / 140
	623L/R	20 x 20	100 / 140

615

PLAQUETTE CARBURE TYPE 615 / Deux coupes et affûtables

HARTMETALLPLATTEN TYP 615 / Beidseitig und nachschleifbar

CARBIDE INSERTS TYPE 615 / Double ended and regrindable

∅ 10 - 12 - 14 - 16 - 20mm 615系列硬质合金刀片 (双切削刃 可重磨)



Forme Form Form	Usage Anwendung Application	Type Typ Type	E [mm]	Revêtement Beschichtung Coated
R L	Tournage avant Drehen vorne Front turn	616L 616R	E=4	Non revêtue TiN TiCN FUTURA
R L	Tournage avant Drehen vorne Front turn	616LX 616RX	E=4	Non revêtue TiN TiCN FUTURA
R L	Tournage avant Drehen vorne Front turn	616L BC 616R BC	E=4	Non revêtue TiN TiCN FUTURA

615

615系列硬质合金刀片 (双切削刃 可重磨) Manufacturer carbide cutting tools since 1969

PLAQUETTE CARBURE TYPE 615 / Deux coupes et affûtables
 HARTMETALLPLATTEN TYP 615 / Beidseitig und nachschleifbar
 CARBIDE INSERTS TYPE 615 / Double ended and regrindable
 ∅ 10 - 12 - 14 - 16 - 20mm



Forme Form Form	Usage Anwendung Application	Type Typ Type	E X [mm]	Revêtement Beschichtung Coated
	Tournage avant Drehen vorne Front turn	616L 0.5 616R 0.5	E=0.5	Non revêtue TiN TiCN FUTURA
	Tournage avant Drehen vorne Front turn	616LXD 616RXD		Non revêtue TiN TiCN FUTURA
	Tournage arrière finition Feindreihen hinten Finisch back turn	617L 617R	$\begin{array}{c} E=1.5 \ 1.8 \ 2.0 \ 2.2 \\ X=4 \ 4 \ 5 \ 5 \end{array}$ $\begin{array}{c} E=2.5 \ 2.8 \ 3.0 \\ X=7 \ 7 \ 7 \end{array}$	Non revêtue TiN TiCN FUTURA
	Tournage arrière finition Feindreihen hinten Finisch back turn	617LO 617RO	$\begin{array}{c} E=1.0 \ 1.5 \ 2.0 \ 2.5 \ 3.0 \\ X=2 \ 3 \ 4 \ 5 \ 6 \end{array}$	Non revêtue TiN TiCN FUTURA
	Tournage arrière Drehen hinten Back turn	617LO BC 617RO BC	$\begin{array}{c} E=2.5 \\ X=6 \end{array}$	Non revêtue TiN TiCN FUTURA
	Chariotage fonçage d'une gorge et tournage arrière avec coupe. Drehung hinten mit Schnitt und Stechen einer Nut. Groove and turn with top rake and chip roller.	617LX 617RX	$\begin{array}{c} E=0.8 \ 1.0 \ 1.5 \\ X=2 \ 2 \ 3 \end{array}$ $\begin{array}{c} E=2.0 \ 2.5 \ 3.0 \\ X=4 \ 5 \ 5 \end{array}$	Non revêtue TiN TiCN FUTURA

615系列硬质合金刀片 (双切削刃 可重磨) Manufacturer carbide cutting tools since 1969

PLAQUETTE CARBURE TYPE 615 / Deux coupes et affûtables
 HARTMETALLPLATTEN TYP 615 / Beidseitig und nachschleifbar
 CARBIDE INSERTS TYPE 615 / Double ended and regrindable
 ∅ 10 - 12 - 14 - 16 - 20mm

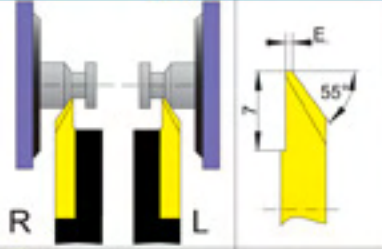
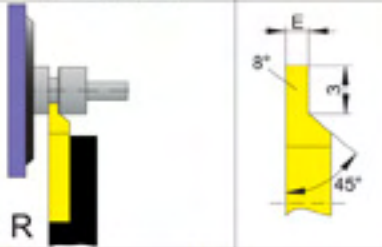
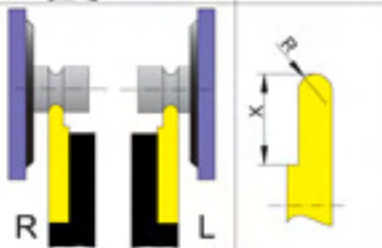

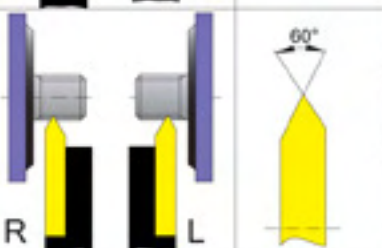
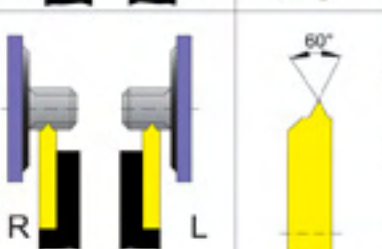


Forme Form Form	Usage Anwendung Application	Type Typ Type	E X [mm]	Revêtement Beschichtung Coated																		
	Tronçonnage	618L	<table border="1"> <tr><td>E=</td><td>0.8</td><td>1.0</td><td>1.2</td><td>1.5</td><td>1.8</td></tr> <tr><td>X=</td><td>5</td><td>5</td><td>5</td><td>7</td><td>7</td></tr> <tr><td>α=</td><td>18°</td><td>18°</td><td>18°</td><td>18°</td><td>18°</td></tr> </table>	E=	0.8	1.0	1.2	1.5	1.8	X=	5	5	5	7	7	α=	18°	18°	18°	18°	18°	Non revêtue TiN TiCN FUTURA
	E=	0.8	1.0	1.2	1.5	1.8																
X=	5	5	5	7	7																	
α=	18°	18°	18°	18°	18°																	
Abstechen	618R	<table border="1"> <tr><td>E=</td><td>2.0</td><td>2.2</td><td>2.5</td><td>3.0</td></tr> <tr><td>X=</td><td>8</td><td>8</td><td>8</td><td>8</td></tr> <tr><td>α=</td><td>12°</td><td>12°</td><td>12°</td><td>12°</td></tr> </table>	E=	2.0	2.2	2.5	3.0	X=	8	8	8	8	α=	12°	12°	12°	12°					
E=	2.0	2.2	2.5	3.0																		
X=	8	8	8	8																		
α=	12°	12°	12°	12°																		
	Tronçonnage	618L OPP	<table border="1"> <tr><td>E=</td><td>1.5</td><td>2.0</td></tr> <tr><td>X=</td><td>7</td><td>8</td></tr> <tr><td>α=</td><td>18°</td><td>18°</td></tr> </table>	E=	1.5	2.0	X=	7	8	α=	18°	18°	Non revêtue TiN TiCN FUTURA									
	E=	1.5		2.0																		
X=	7	8																				
α=	18°	18°																				
Abstechen	618R OPP																					
	Tronçonnage	618L BC	<table border="1"> <tr><td>E=</td><td>1.5</td><td>2.0</td><td>2.5</td></tr> <tr><td>X=</td><td>7</td><td>8</td><td>8</td></tr> <tr><td>α=</td><td>18°</td><td>12°</td><td>12°</td></tr> </table>	E=	1.5	2.0	2.5	X=	7	8	8	α=	18°	12°	12°	Non revêtue TiN TiCN FUTURA						
	E=	1.5		2.0	2.5																	
X=	7	8	8																			
α=	18°	12°	12°																			
Abstechen	618R BC																					
	Tronçonnage	618L RC	<table border="1"> <tr><td>E=</td><td>1.5</td><td>2.0</td><td>2.5</td></tr> <tr><td>X=</td><td>7</td><td>8</td><td>8</td></tr> <tr><td>α=</td><td>18°</td><td>12°</td><td>12°</td></tr> </table>	E=	1.5	2.0	2.5	X=	7	8	8	α=	18°	12°	12°	Non revêtue TiN TiCN FUTURA						
	E=	1.5		2.0	2.5																	
X=	7	8	8																			
α=	18°	12°	12°																			
Abstechen	618R RC																					
	Tournage arrière ébauche	619L		Non revêtue TiN TiCN FUTURA																		
	Vordrehen hinten	619R																				
	Tournage arrière ébauche avec coupe	619LX		Non revêtue TiN TiCN FUTURA																		
	Vordrehen hinten mit Spanleitstufe	619RX																				
	Rough back turn																					
	Rough back turn with top rake																					

615系列硬质合金刀片 (双切削刃 可重磨)

PLAQUETTE CARBURE TYPE 615 / Deux coupes et affûtables
 HARTMETALLPLATTEN TYP 615 / Beidseitig und nachschleifbar
 CARBIDE INSERTS TYPE 615 / Double ended and regrindable
 ∅ 10 - 12 - 14 - 16 - 20mm



Forme Form Form	Usage Anwendung Application	Type Typ Type	E R [mm]	Revêtement Beschichtung Coated
	Tournage arrière Drehen hinten Back turn	619L0.6 BC 619R0.6 BC	E=0.6	Non revêtue TiN TiCN FUTURA
	Pré-coupeur pour multibroches Vorschneider für Mehrspindelautomat Pre part off for multispindles	650R	E=1.4 - 1.6 - 1.8	Non revêtue TiN TiCN FUTURA
	Rayon Radius Radius	651L 651R	$\begin{matrix} R= & 0.5 & 0.75 & 1.0 \\ X= & 2 & 3 & 4 \end{matrix}$ $\begin{matrix} R= & 1.25 & 1.5 & 2.0 \\ X= & 5 & 6 & 6 \end{matrix}$	Non revêtue TiN TiCN FUTURA
	Gorge Präzisions-Einstich Groove	652L 652R	$\begin{matrix} E= & 0.8 & 1.0 & 1.5 & 2.0 \\ X= & 2 & 2 & 3 & 4 \end{matrix}$	Non revêtue TiN TiCN FUTURA
	Filetage (autres profils sur demande) Gewinde (andere Profile auf Anfrage) Threading (other profiles on demand)	653L 653R	60° Métrique ISO Metrisch ISO Metric ISO	Non revêtue TiN TiCN FUTURA
	Filetage complet (autres profils sur demande) Gesamt Gewinde (andere Profile auf Anfrage) Full Threading (other profiles on demand)	653RL 653RR	60° Métrique Metrisch Metric Pas Steigung Pitch 0.25-0.30-0.35-0.40-0.45- 0.50-0.60-0.70-0.75-0.80- 1.00-1.25-1.50-1.75	Non revêtue TiN TiCN FUTURA

615系列硬质合金刀片 (双切削刃 可重磨)

PLAQUETTE CARBURE TYPE 615 / Deux coupes et affûtables
 HARTMETALLPLATTEN TYP 615 / Beidseitig und nachschleifbar
 CARBURE INSERTS TYPE 615 / Double ended and regrindable
 ∅ 10 - 12 - 14 - 16 - 20mm



Forme Form Form	Usage Anwendung Application	Type Typ Type	E [mm]	Revêtement Beschichtung Coated
	Filetage (autres profils sur demande)	654L	55°	Non revêtue TiN TiCN FUTURA
	Gewinde (andere Profile auf Anfrage)	654R	Whitworth W	
	Threading (other profiles on demand)			

615

PLAQUETTES DE FORME
 FORMPLATTEN
 FORM INSERTS

成形硬质合金刀片

Forme Form Form	Caractéristiques Kennzeichnungen Characteristics	Revêtement Beschichtung Coated
	<p>615: E = 4 - 6 mm 630: E = 3mm</p> <p>Réalisation de plaquettes spéciales selon dessin. Formplattens nach Zeichnung. Special form inserts to drawing.</p>	Non revêtue TiN TiCN FUTURA

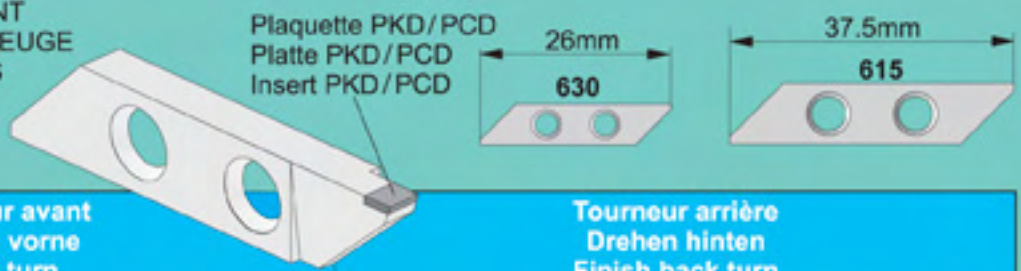
630

615

金刚石刀片

OUTILS DE COUPE DIAMANT
 DIAMANT-SCHNEIDWERKZEUGE
 DIAMOND CUTTING TOOLS

Dimensions en [mm]
 Masse in [mm]
 Dimension in [mm]



Tourneur avant Drehen vorne Front turn		Tourneur arrière Drehen hinten Finish back turn	
Autres profils sur demande		Andere Profile auf Anfrage	
Other profiles on demand		Other profiles on demand	
631L PKD/PCD 631R PKD/PCD	616L PKD/PCD 616R PKD/PCD	632L PKD/PCD 632R PKD/PCD	617L PKD/PCD 617R PKD/PCD

630

615

630系列硬质合金刀片

PROGRAMME TYPE 630
PROGRAMM TYP 630
INSERT PROGRAM TYPE 630



R

à droite rechts right hand

630

<p>tourneur arrière drehen hinten back turning 632RO</p>	<p>tourneur arrière drehen hinten back turning 632R</p>	<p>tourneur avant drehen vorne front turning 631R</p>	
<p>coupeur abstechen part off 633R OPP</p>	<p>coupeur abstechen part off 633R</p>	<p>tourneur avant et arrière drehen vorne und hinten front or back turning 632RX</p>	
<p>filetage 55° gewinde 55° threading 55° 663R</p>	<p>Filetage 60° gewinde 60° threading 60° 662R</p>	<p>gorge präzisions-einstich groove 661R</p>	<p>rayon radius radius 660R</p>

L

à gauche links left hand

630

<p>tourneur avant drehen vorne front turning 631L</p>	<p>tourneur arrière drehen hinten back turning 632L</p>	<p>tourneur arrière drehen hinten back turning 632LO</p>	
<p>tourneur avant et arrière drehen vorne und hinten front or back turning 632LX</p>	<p>coupeur abstechen part off 633L</p>	<p>coupeur abstechen part off 633L OPP</p>	
<p>rayon radius radius 660L</p>	<p>gorge präzisions-einstich groove 661L</p>	<p>filetage 60° gewinde 60° threading 60° 662L</p>	<p>filetage 55° gewinde 55° threading 55° 663L</p>

630系列刀杆

PORTE-PLAQUETTES POUR TYPE 630
KLEMMHALTER FÜR TYP 630
INSERT HOLDERS FOR TYP 630
∅ 7 - 8 - 10 - 12 - 20mm



Forme Form Form	Type Typ Type	∅ C [mm]	L [mm]
	608L/R	7 x 7	150
	609L/R	8 x 8	150
	609 10L/R	10 x 10	150
	609 12L/R	12 x 12	150
	609 20L/R	20 x 20	100

630

PLAQUETTE CARBURE TYPE 630 / Deux coupes et affûtées
HARTMETALLPLATTEN TYP 630 / Beidseitig und nachschleifbar
CARBIDE INSERTS TYPE 630 / Double ended and regrindable
∅ 7 - 8 - 10 - 12 - 20mm

630系列硬质合金刀片 (双切削刃 可重磨)



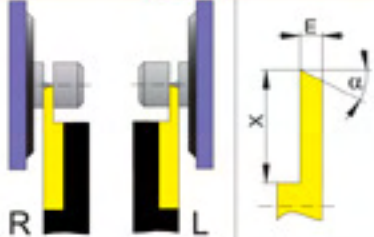

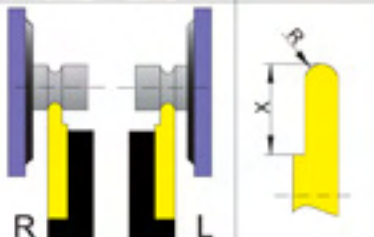
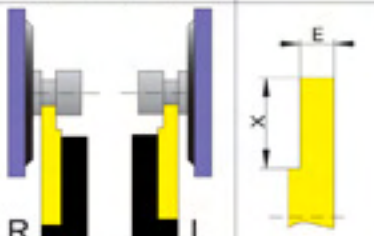
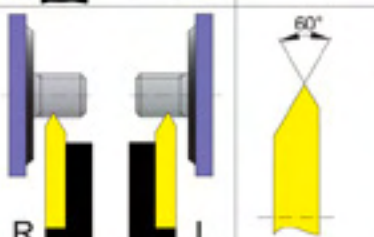

Forme Form Form	Usage Anwendung Application	Type Typ Type	E X [mm]	Revêtement Beschichtung Coated																
	Tournage avant Drehen vorne Front turn	631L 631R	E=3	Non revêtue TiN TiCN FUTURA																
		Tournage arrière Drehen hinten Back turn	632L 632R	<table border="1"> <tr> <td>E=</td> <td>1.0</td> <td>1.2</td> <td>1.5</td> <td>1.8</td> </tr> <tr> <td>X=</td> <td>3</td> <td>3</td> <td>4</td> <td>4</td> </tr> </table>	E=	1.0	1.2	1.5	1.8	X=	3	3	4	4	Non revêtue TiN TiCN FUTURA					
E=		1.0	1.2	1.5	1.8															
X=	3	3	4	4																
	Tournage arrière Drehen hinten Back turn	632LO 632RO	<table border="1"> <tr> <td>E=</td> <td>1.0</td> <td>1.5</td> <td>2.0</td> <td>2.5</td> </tr> <tr> <td>X=</td> <td>3</td> <td>4</td> <td>4</td> <td>4</td> </tr> </table>	E=	1.0	1.5	2.0	2.5	X=	3	4	4	4	Non revêtue TiN TiCN FUTURA						
	E=	1.0	1.5	2.0	2.5															
X=	3	4	4	4																
	Tournage arrière Drehen hinten Back turn	632LX 632RX	<table border="1"> <tr> <td>E=</td> <td>1.0</td> <td>1.2</td> <td>1.5</td> </tr> <tr> <td>X=</td> <td>2</td> <td>3</td> <td>3</td> </tr> </table> <table border="1"> <tr> <td>E=</td> <td>2.0</td> <td>2.2</td> <td>2.5</td> </tr> <tr> <td>X=</td> <td>4</td> <td>5</td> <td>5</td> </tr> </table>	E=	1.0	1.2	1.5	X=	2	3	3	E=	2.0	2.2	2.5	X=	4	5	5	Non revêtue TiN TiCN FUTURA
	E=	1.0	1.2	1.5																
X=	2	3	3																	
E=	2.0	2.2	2.5																	
X=	4	5	5																	

630

630系列硬质合金刀片(双切削刃 可重磨) Manufacturer carbide cutting tools since 1969

PLAQUETTE CARBURE TYPE 630 / Deux coupes et affûtables
 HARTMETALLPLATTEN TYP 630 / Beidseitig und nachschleifbar
 CARBIDE INSERTS TYPE 630 / Double ended and regrindable
 Ø 7 - 8 - 10 - 12 - 20mm

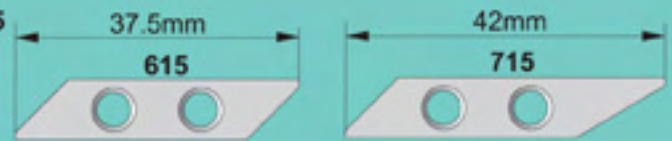


Forme Form Form	Usage Anwendung Application	Type Typ Type	E R X [mm]	Revêtement Beschichtung Coated																					
	Tronçonnage Abstechen Part off	633L 633R	<table border="1"> <tr> <td>E=</td> <td>0.8</td> <td>1.0</td> <td>1.2</td> <td>1.5</td> <td>1.8</td> <td>2.0</td> </tr> <tr> <td>X=</td> <td>3</td> <td>3</td> <td>3</td> <td>4</td> <td>4</td> <td>4</td> </tr> <tr> <td>α=</td> <td>18°</td> <td>18°</td> <td>18°</td> <td>18°</td> <td>18°</td> <td>18°</td> </tr> </table>	E=	0.8	1.0	1.2	1.5	1.8	2.0	X=	3	3	3	4	4	4	α=	18°	18°	18°	18°	18°	18°	Non revêtue TiN TiCN FUTURA
E=	0.8	1.0	1.2	1.5	1.8	2.0																			
X=	3	3	3	4	4	4																			
α=	18°	18°	18°	18°	18°	18°																			
	Tronçonnage Abstechen Part off	633L OPP 633R OPP	<table border="1"> <tr> <td>E=</td> <td>1.0</td> <td>1.5</td> <td>2.0</td> </tr> <tr> <td>X=</td> <td>3</td> <td>4</td> <td>4</td> </tr> <tr> <td>α=</td> <td>18°</td> <td>18°</td> <td>18°</td> </tr> </table>	E=	1.0	1.5	2.0	X=	3	4	4	α=	18°	18°	18°	Non revêtue TiN TiCN FUTURA									
E=	1.0	1.5	2.0																						
X=	3	4	4																						
α=	18°	18°	18°																						
	Rayon Radius Radius	660L 660R	<table border="1"> <tr> <td>R=</td> <td>0.25</td> <td>0.5</td> <td>0.75</td> </tr> <tr> <td>X=</td> <td>1</td> <td>2</td> <td>3</td> </tr> <tr> <td>R=</td> <td>1.0</td> <td>1.25</td> <td>1.5</td> </tr> <tr> <td>X=</td> <td>4</td> <td>4</td> <td>5</td> </tr> </table>	R=	0.25	0.5	0.75	X=	1	2	3	R=	1.0	1.25	1.5	X=	4	4	5	Non revêtue TiN TiCN FUTURA					
R=	0.25	0.5	0.75																						
X=	1	2	3																						
R=	1.0	1.25	1.5																						
X=	4	4	5																						
	Gorge Präzisions-Einstich Groove	661L 661R	E=0.5-0.6-0.8-1-1.2-1.4-1.5-1.8-2 X=(2 x E) Sur demande Auf Anfrage On demand	Non revêtue TiN TiCN FUTURA																					
	Filetage (autres profils sur demande) Gewinde (andere Profile auf Anfrage) Threading (other profiles on demand)	662L 662R	60° Métrique ISO Metrisch ISO Metric ISO	Non revêtue TiN TiCN FUTURA																					
	Filetage (autres profils sur demande) Gewinde (andere Profile auf Anfrage) Threading (other profiles on demand)	663L 663R	55° Whitworth W	Non revêtue TiN TiCN FUTURA																					

630

615 715系列刀杆 F型

PORTE-PLAQUETTES "TYPE F" POUR TYPE 615 ET 715
 KLEMMHALTER "TYP F" FÜR TYP 615 UND 715
 INSERT HOLDERS "TYPE F" FOR TYPE 615 AND 715
 ∅ 10 - 12 - 14 - 16 - 20mm



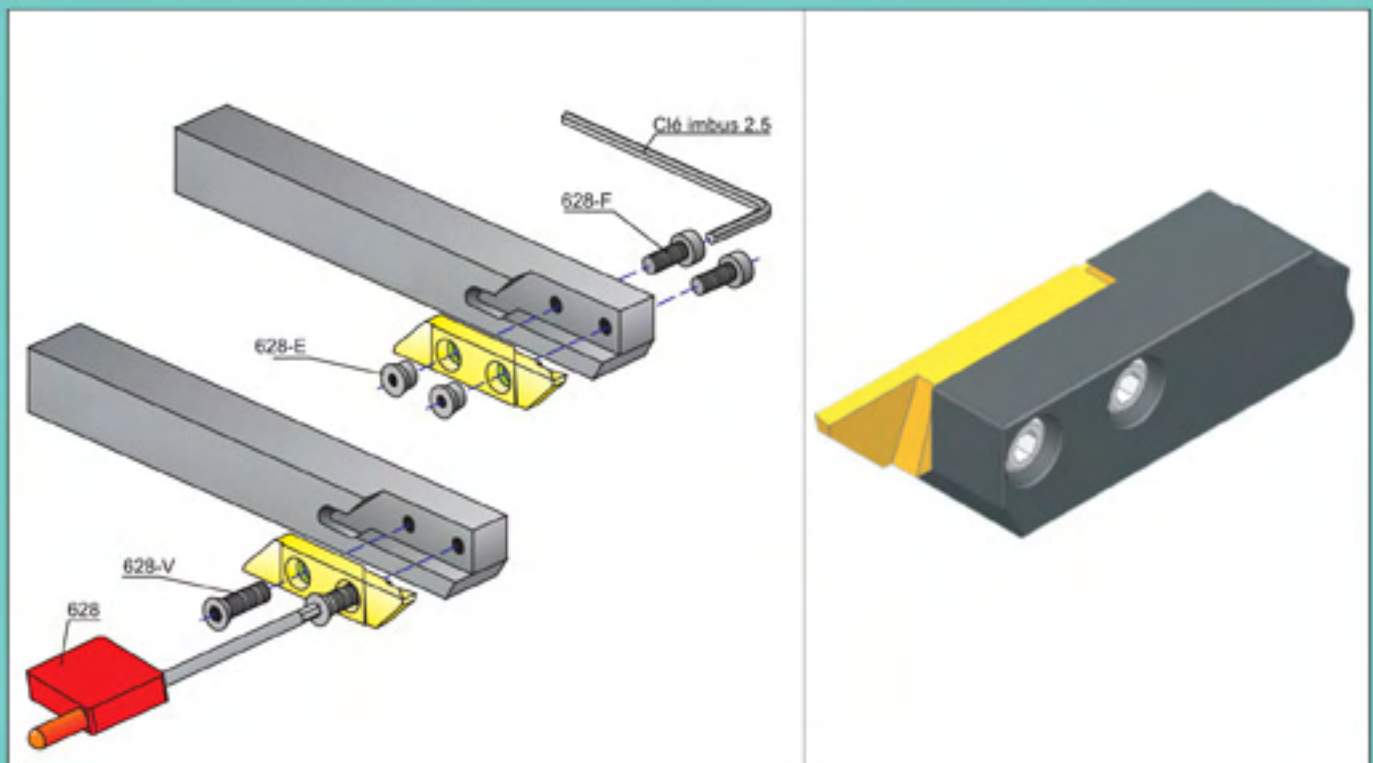
Forme Form Form	Type Typ Type	∅ C [mm]	L [mm]
	610L-F / 610R-F	10 x 10	100
	611L-F / 611R-F	10 x 10	150
	612L-F / 612R-F	12 x 12	100
	613L-F / 613R-F	12 x 12	150
	614L-F / 614R-F	14 x 14	150
	622L-F / 622R-F	16 x 16	100 / 140
	623L-F / 623R-F	20 x 20	100 / 140

715 615

Plaquette interchangeable sans enlever le porte-plaquette de la machine. Les inserts **628-E** se monte par pression.

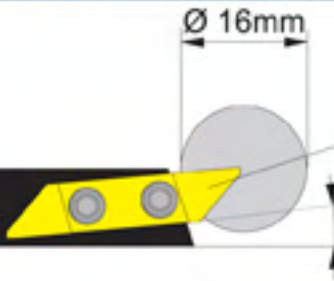
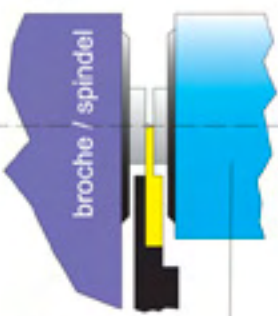
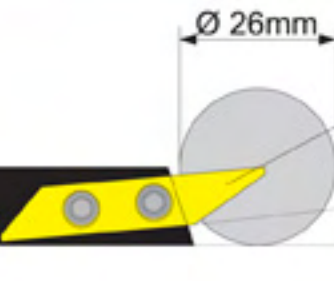
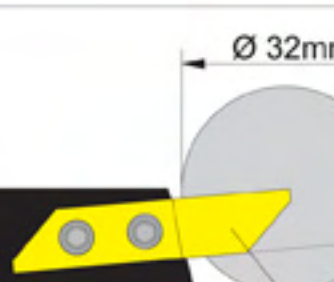
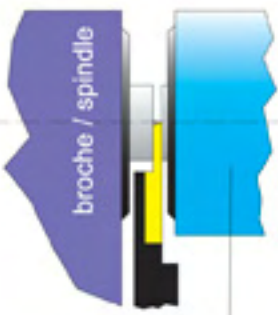
Auswechseln der Wendeplatten an der Maschine ohne Entfernung des Halters. Die Stifte **628-E** montieren sich mit leichtem Druck.

Interchangeable inserts without removing the tool holder from the machine. When changing inserts do not over the screw **628-E**.



多轴车削

MULTIBROCHES MEHRSPINDEL MULTISPINDLE

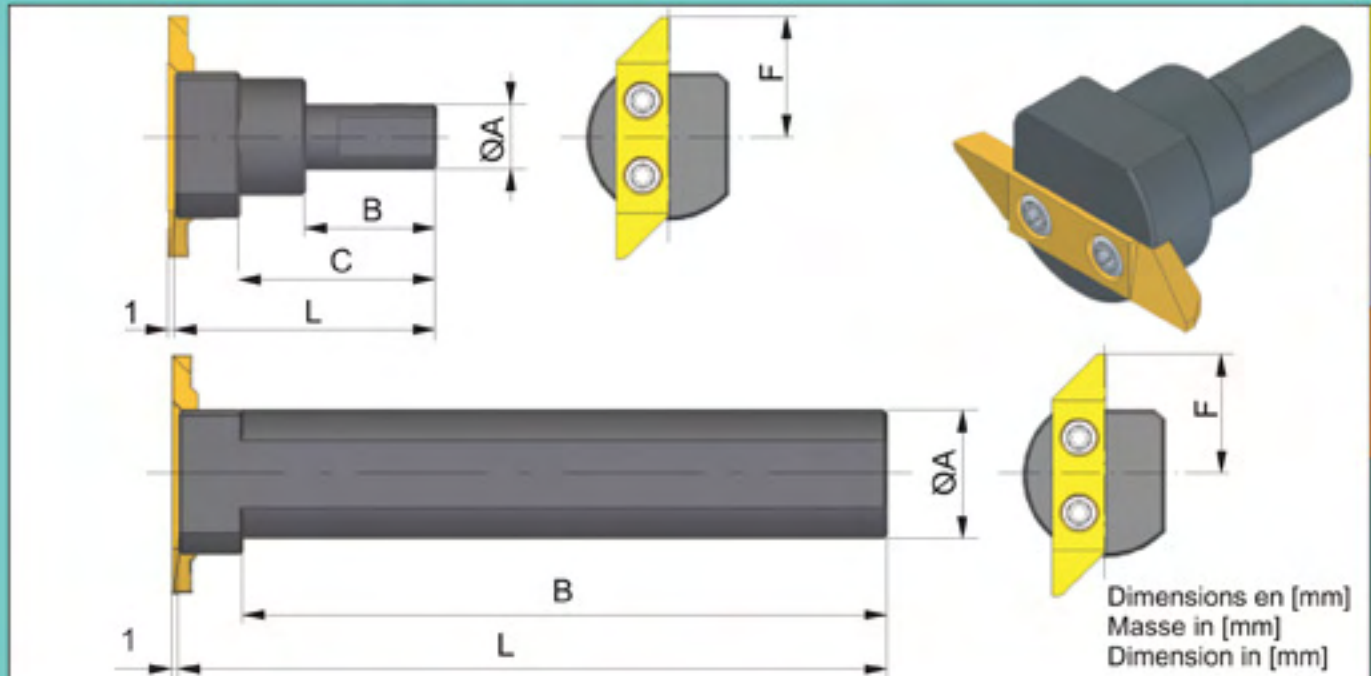
Porte-plaquettes pour multibroches Klemmhalter für Mehrspindel Drehautomat Insert holders for multispindle automatic		Usage Anwendung Application	
615	<p>780R</p> <p>12x12x100</p>  <p>Ø 16mm</p> <p>6°</p> <p>Plaquettes type 618L/R Plättchen Typ 618L/R Inserts type 618L/R</p>	<p>Avec Mit For</p> <p>618R 2 OPP</p>  <p>broche / spindelle</p> <p>contre-broche Gegenspindel subspindle</p>	
715	<p>781R</p> <p>12x12x100</p>  <p>Ø 26mm</p> <p>5°</p> <p>Plaquettes type 718L/R Plättchen Typ 718L/R Inserts type 718L/R</p>		<p>Avec Mit For</p> <p>718L 2.5 OPP</p>
815	<p>782R</p> <p>16x16x120</p>  <p>Ø 32mm</p> <p>5°</p> <p>Plaquettes type 818L/R Plättchen Typ 818L/R Inserts type 818L/R</p>		 <p>broche / spindelle</p> <p>contre-broche Gegenspindel subspindle</p>

PORTE- PLAQUETTES SPECIAUX
SPEZIALKLEMMHALTER
SPECIAL INSERTHOLDERS 特殊刀杆

<p>Type 600</p>  <p>Pour TORNOS DECO10</p>	<p>Type 624</p>  <p>Outil déporté pour filetage Offset threading holder threads Halter seitlich verschoben zum Gewinde</p>	<p>Type 621R</p>  <p>12x12x80mm Tornos TOP100</p>
--	--	---

附轴车刀杆

PORTE-PLAQUETTES: POUR CONTRE OPÉRATION AVEC CONTRE-BROCHE
KLEMMHALTER: FÜR DREHEN MIT GEGENSPINDEL
INSERT HOLDER: FOR TURNING ON SUB-SPINDLE



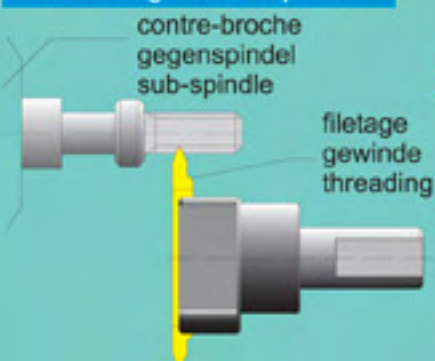
630

615

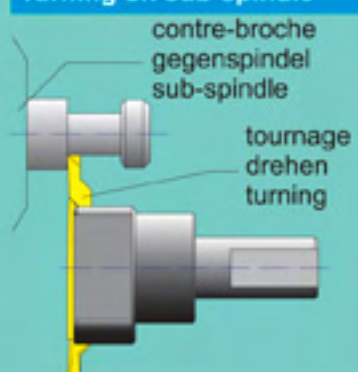
715

Type	Type de plaquette	ØA	B	C	L	F
775	630	10	20	30	40	14.5
775-20	630	20	100	-	110	14.5
776	615	10	20	30	40	18.5
776	715	10	20	30	40	23.5
776-16	615	16	80	-	90	18.5
776-16	715	16	80	-	90	23.5
776-19	615	19.05	100	-	110	18.5
776-19	715	19.05	100	-	110	23.5
776-20	615	20	100	-	110	18.5
776-20	715	20	100	-	110	23.5
776-25.4	615	25.4	100	-	110	18.5
776-25.4	715	25.4	100	-	110	23.5

Filetage en contre opération
Gewinde mit Gegenspindel
Srewcutting on sub-spindle



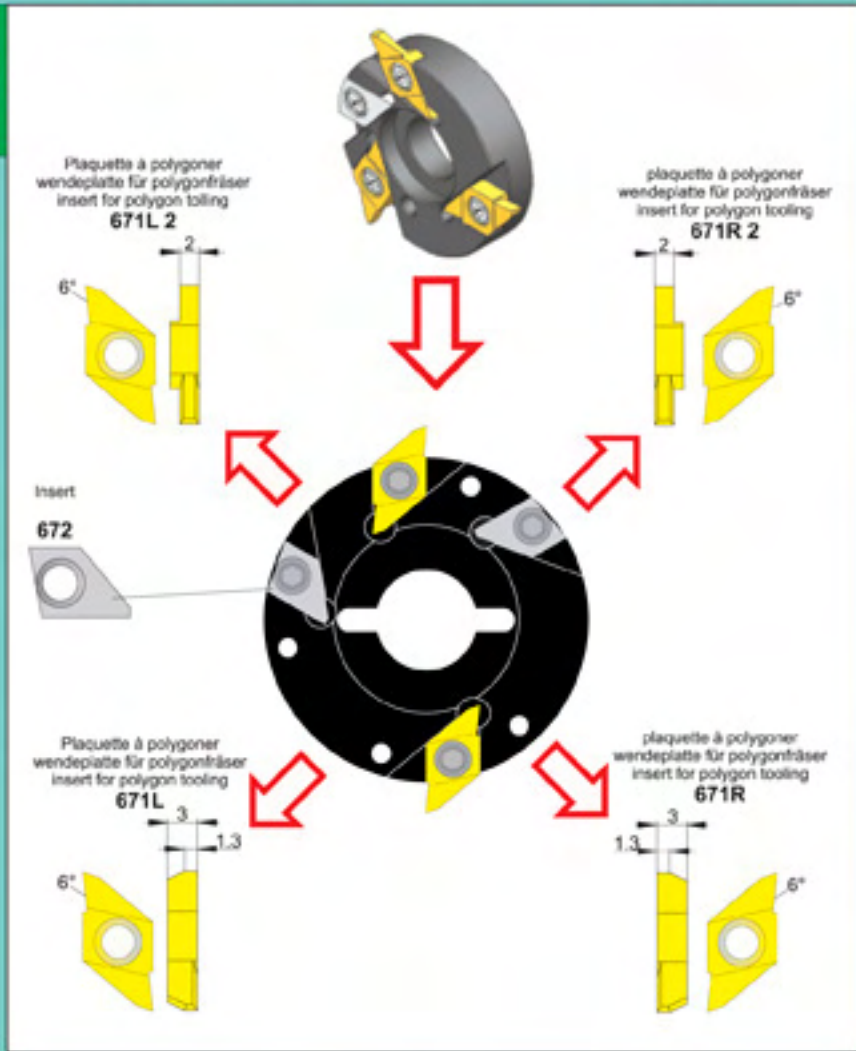
Tournage en contre opération
Drehen mit Gegenspindel
Turning on sub-spindle




多边形车削

FRAISES A POLYGONER POLYGONFRÄSER POLYGON TOOLING

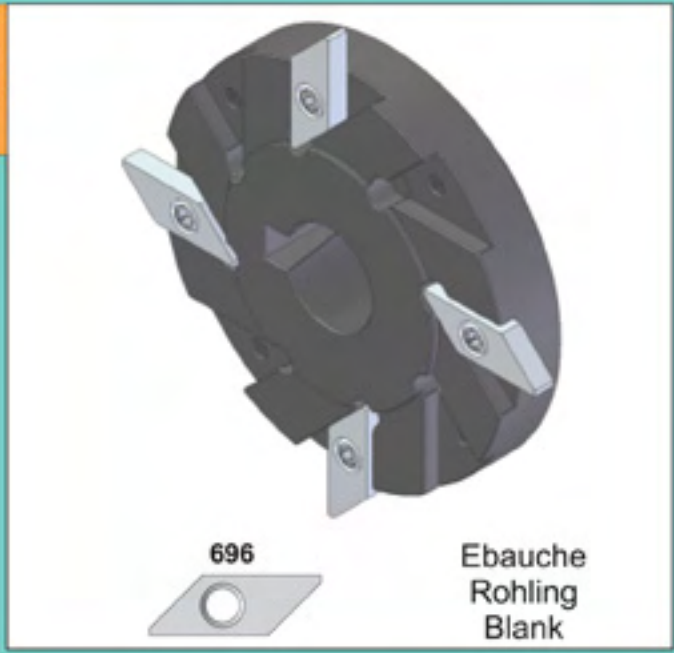
671



630



696



615



Fabricant d'outillage carbure depuis 1969

Vollhartmetallwerkzeug - Hersteller seit 1969

Manufacturer carbide cutting tools since 1969

多边形车削刀具

FRAISES A POLYGONER
POLYGONFRÄSER
POLYGON TOOLING



671 => 671L/R 671L2 / 671R2



630 => 676R



696

Type Typ Type	Usage Anwendung Application	Ø total [mm]	Ø fraise Ø Fräser Ø milling [mm]	Ø alésage Ø Bohrung Ø bore [mm]	Caractéristiques plaquettes Kennzeichnungen Plättchen Characteristics Inserts
669	Tornos TOP100 / ENC 75	50	42	13	671L / 671L2 / 671R / 671R2
673	Tornos ENC 167	50	42	13	671L / 671L2 / 671R / 671R2
674	Tornos AS 14 / SAS 16 DC	57	49	16	671R / 671R2
675	Tornos TOP 200	81	71	16	676R
675-1	Tornos TOP 200	79.5	71	16	671R / 671R2
685-3	Tornos AS 14 / INDEX	60	51	16	671R / 671R2
685-4	Tornos AS 14 / INDEX	60	51	16	671L / 671L2
690	Tornos ENC 164 / POLY 164-60	60	51.8	13	671L / 671L2
691	Tornos ENC 164 / POLY 164-90	69	60.5	13	671L / 671L2
692-3	Tornos MS-7	50	42	28	671L / 671L2
692-4	Tornos MS-7	50	42	28	671L / 671L2
693	Tornos SAS 16DC	72	63.5	16	671R / 671R2
694	Tornos ENC 164 / POLY 164-69P7	69	55	13	696 Ebauche / Rohling / Blank
698	Tornos DECO2000 7-10mm	40	33	10	671R / 671R2
699	Tornos DECO2000 7-10mm	40	33	10	671L / 671L2
700R	Tornos DECO2000 20-25mm	80	72	16	671R / 671R2
700L	Tornos DECO2000 20-25mm	80	72	16	671L / 671L2
702	Tornos MULTIDECO 26-6	86	78	*24.69	671L / 671L2 / 671R / 671R2
703	Tornos MULTIDECO 20-6 / 20-8	80	72	*24.69	671L / 671L2 / 671R / 671R2
717	Tornos ENC 167	40	33	13	671R / 671R2
719	Tornos DECO 13	80	71	16	676R
720	Tornos MULTIDECO 20-6 / 20-8	86	72	*24.69	696 Ebauche / Rohling / Blank
727	Tornos MULTIDECO 20-6 / 20-8	89 / 84	87 / 75	*24.69	671L / 671L2 / 671R / 671R2

* Alésage conique: 8° 16' 33"

* Konus Bohrung: 8° 16' 33"

* Conical bore: 8° 16' 33"

685-P7	INDEX P7	90	75.8	27	696 Ebauche / Rohling / Blank
706	INDEX MS25	70	62.1	16	671L / 671L2
707	INDEX ABC	90	75	27	615 Ebauche / Rohling / Blank
724	INDEX ABC	90	81	27	671R / 671R2
732-3	INDEX ABC	90	75	27	615 Ebauche / Rohling / Blank
732-4	INDEX ABC	90	75	27	615 Ebauche / Rohling / Blank
733	INDEX ER	76	67	18	671R / 671R2

705 60	CITIZEN M12	60	52.1	16	671R / 671R2
711	CITIZEN M32	80	71	16	671R / 671R2
713	CITIZEN M32	80	71	16	671L / 671L2
730	CITIZEN M32	80	71	5/8*	671L / 671L2

671

630

696

615

Fabricant d'outillage carbure depuis 1969

Vollhartmetallwerkzeug - Hersteller seit 1969

Manufacturer carbide cutting tools since 1969

多边形车削刀具

FRAISES A POLYGONER
POLYGONFRÄSER
POLYGON TOOLING



671 => 671L/R 671L2 / 671R2



630 => 676R



696

Type Typ Type	Usage Anwendung Application	Ø total [mm]	Ø fraise Ø Fräser Ø milling [mm]	Ø alésage Ø Bohrung Ø bore [mm]	Caractéristiques plaquettes Kennzeichnungen Plättchen Characteristics Inserts
684	Manurhin FLD KMX / POLY KMX	64	53.8	12	676R
684-1	Manurhin FLD KMX / POLY KMX1	64	71	12	671L / 671L2 / 671R / 671R2
684-2	Manurhin FLD KMX / POLY KMX80	80	71	16	671R / 671R2
684-3	Manurhin FLD KMX / POLY KMX80-2	80	71	16	671R / 671R2
684-4	Manurhin FLD KMX / POLY KMX80-42	80	71	12	671L / 671L2 / 671R / 671R2
701	Manurhin FLD KMX / KMX SWING 13 20	50	42	13	671L / 671L2 / 671R / 671R2
704 80	Manurhin FLD KMX / KMX XL-32 / XS-32	80	72	16	671L / 671L2
704 90	Manurhin FLD KMX / KMX XL-32 / XS-32	90	81.9	16	671L / 671L2
704 100	Manurhin FLD KMX / KMX XL-32 / XS-32	100	91.7	16	671L / 671L2
684-3	Manurhin FLD KMX / POLY KMX80-2	80	71	16	671R / 671R2
684-4	Manurhin FLD KMX / POLY KMX80-42	80	71	16	671L / 671L2 / 671R / 671R2
710	Manurhin FLD KMX / KMX 442	78	69	12	671L / 671L2 / 671R / 671R2
712	Manurhin FLD KMX / KMX 442	64	55	12	671R / 671R2
728	Manurhin FLD KMX / KMX 442	98	81	12	615 Ebauche / Rohling / Blank

671

630

696

615

708	STAR SV20	70	62.1	16	671R / 671R2
721	STAR SV32	70	61.5	16	671R / 671R2

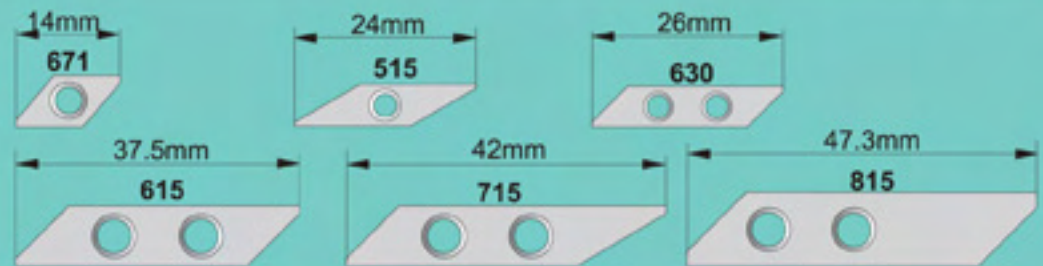
683	Traub / POLY TD 16/26	64	56	12	671L / 671L2
683-1	Traub / POLY TRAUB Ø90	90	81	27	671R / 671R2










714	BAEHLER AR7/10	64	56	12	671L / 671L2
722	EMCO 365 MC	90	71	27	671L / 671L2
725	BIGLIA	64	56	12	615 Ebauche / Rohling / Blank
709		36	29	8	671L / 671L2
726		35	28.4	12	671R / 671R2
729		73	65	18	671L / 671L2 / 671R / 671R2

AUTRES FRAISES A POLYGONER SUR DEMANDE
ANDERE POLYGONFRÄSER AUF ANFRAGE
OTHERS POLYGON TOOLING ORDER

CITIZEN; GILDEMEISTER; STAR; TZUGAMI;.....

附件

FOURNITURES
ERSATZTEILE
ITEMS

Forme Form Form	Usage Anwendung Application	Type Typ Type	Caractéristiques Kennzeichnungen Characteristics
	Porte-plaquette Klemmhalter Insert holders 507; 508; 510; 512; 514; 520; 608; 609 L/R; 775 Fraise à polygoner Polygonfräser Polygon tooling 669; 673; 674; 675-1; 683; 684-1; 684-2; 684-3; 684-4; 685-3; 685-4; 690; 691; 692-3; 692-4; 693; 700R; 700L; 701; 702; 703	627	T8
	Porte-plaquette Klemmhalter Insert holders 507; 508; 510; 512; 514; 520; 608; 609 L/R Fraise à polygoner Polygonfräser Polygon tooling 684; 775	627-V	M2.5x7 / T8
	Fraise à polygoner Polygonfräser Polygon tooling 669; 673; 674; 675-1; 683; 684; 684-1; 684-2; 684-3; 684-4; 685-3; 685-4; 690; 691; 692-3; 692-4; 693; 700R; 700L; 701; 702; 703	627-P	M3x7 / T8
	Pour plaquette 671-5 Für Platte 671-5 For Insert 671-5 E=5mm	627-PP	M3x9 / T8
	Porte-plaquette Klemmhalter Insert holders 610; 611; 612; 613; 614; 622; 623; 781R; 782R; 800; 801; 802 L/R; 776 Fraise à polygoner Polygonfräser Polygon tooling 694; 685-P7	628	T15
	Pour plaquette type 615 Für Platte Typ 615 For Insert Type 615	628-E	M3
	Porte-plaquette Klemmhalter Insert holders 610-F; 611-F; 612-F; 613-F; 614-F; 622-F; 623-F L/R	628-F	M3x8
	Porte-plaquette Klemmhalter Insert holders 610; 611; 612; 613; 614; 622; 623; 776; 781R; 782R; 800; 801; 802 L/R Fraise à polygoner Polygonfräser Polygon tooling 694; 685-P7	628-V	M3.5x9 / T15
	Pour plaquette 615-6 Für Platte 615-6 For Insert 615-6 E=6mm	628-VV	M3.5x14 / T15

切削参数推荐

PARAMÈTRES DE COUPE INDICATIFS POUR PROGRAMME DECO

EMPFOHLENE SCHNITTWERTE FÜR DECO PROGRAMM

STANDARD MACHINING DATA FOR PROGRAM DECO

			Tournage <i>Drehen</i> Turning						Tronçonnage <i>Abstechen</i> Cut off	
			ébauche <i>schruppen</i> roughing		semi finition <i>vorbearbeiten</i> semi finished		finition <i>schlichten</i> finishing			
Matériaux Werkstoffe Materials			Prof. de passe <5.0 <i>Schnitttiefe</i> Depth of cut		Prof. de passe <2.0 <i>Schnitttiefe</i> Depth of cut		Prof. de passe <1.0 <i>Schnitttiefe</i> Depth of cut		E=0.50-2.0 >4.0	
HB	Revêt.		VC:m/min	F:mm/t	VC:m/min	F:mm/t	VC:m/min	F:mm/t	VC:m/min	F: mm/t
Acier décollet. <i>Automatenstahl</i> Free-cutting steel	~500 TIN		70-150	0.08-0.20	70-150	0.10-0.20	80-180	0.05-0.15	70-120	0.01-0.05 >0.10
	~500 TICN		100-170	0.10-0.25	100-170	0.08-0.15	100-200	0.07-0.15	70-130	0.01-0.05 >0.10
	~500 Futura		100-180	0.10-0.30	120-200	0.08-0.15	120-220	0.10-0.15	70-140	0.01-0.05 >0.10
* Acier non-allié										
Acier N/mm2	~750 TIN		50-100	0.05-0.25	50-100	0.03-0.20	50-100	.005-0.10	60-100	0.01-0.05 >0.10
* Acier faibl.allié	~750 TICN		50-100	0.05-0.25	60-110	0.03-0.20	60-110	.005-0.10	60-100	0.01-0.05 >0.10
	~750 Futura		50-100	0.05-0.25	70-120	0.03-0.20	70-120	.005-0.10	60-100	0.01-0.05 >0.10
Acier N/mm2	~1000 TIN		40-80	0.05-0.15	50-100	0.03-0.10	50-100	.005-0.07	40-80	0.01-0.03 >0.06
* Acier fort.allié	~1000 TICN		40-80	0.05-0.15	50-100	0.03-0.10	50-100	.005-0.07	40-80	0.01-0.03 >0.06
	Futura		40-80	0.05-0.15	50-100	0.03-0.10	50-100	.005-0.07	40-80	0.01-0.03 >0.06
Acier INOX <i>Rostfreier Stahl</i> Stainless steel	~750 TIN		50-100	0.05-0.15	50-120	0.03-0.10	50-120	.005-0.06	40-80	0.01-0.04 >0.08
	~750 TICN		60-110	0.05-0.15	60-120	0.03-0.10	60-120	.005-0.07	40-80	0.01-0.04 >0.08
	~750 Futura		60-120	0.05-0.15	60-130	0.03-0.10	60-130	.005-0.07	40-80	0.01-0.04 >0.08
Titane <i>Titan</i> Titanium	~750 Futura		30-70	0.05-0.15	30-70	0.03-0.08	30-80	.005-0.07	40-80	0.01-0.03 >0.06
Laiton * Cuivre Bronze	~500 TIN		80-400	0.05-0.40	80-450	0.05-0.45	80-500	0.02-0.25	40-80	0.01-0.10 >0.20
	~500 TICN		100-400	0.05-0.40	100-450	0.05-0.45	100-500	0.02-0.25	40-80	0.01-0.10 >0.20
	~500 Futura		100-400	0.05-0.40	100-450	0.05-0.45	100-500	0.02-0.25	40-80	0.01-0.10 >0.20
Aluminium Alu Si <12%	TIN		150-1000	0.01-0.25	150-1200	0.01-0.25	150-1200	0.01-0.25	150-350	0.01-0.10 >0.20
	TICN		150-1000	0.01-0.25	150-1200	0.01-0.25	150-1200	0.01-0.25	150-350	0.01-0.10 >0.20
	Futura		150-1000	0.01-0.25	150-1200	0.01-0.25	150-1200	0.01-0.25	150-350	0.01-0.10 >0.20
Aluminium Alu Si >12%	TIN		100-800	.005-0.20	120-1000	.005-0.20	120-1000	.005-0.20	120-300	0.01-0.10 >0.20
	TICN		100-800	.005-0.20	120-1000	.005-0.20	120-1000	.005-0.20	120-300	0.01-0.10 >0.20
	Futura		100-800	.005-0.20	120-1000	.005-0.20	120-1000	.005-0.20	120-300	0.01-0.10 >0.20
OR - Argent <i>Gold - Silber</i> Gold - silver	TIN		50-100	0.02-0.12	50-120	0.02-0.10	50-120	0.02-0.08	40-100	0.01-0.03 >0.07
	TICN		50-110	0.02-0.12	50-130	0.02-0.10	50-130	0.02-0.08	50-110	0.01-0.03 >0.07
	Futura		50-120	0.02-0.12	50-140	0.02-0.10	50-140	0.02-0.08	50-120	0.01-0.03 >0.07

Valeurs indicatives; à interpréter selon caractéristiques de la machine, serrages de la matière et porte-outils, fluide d'arrosage, etc...

Richtwerte; Nach Eigenschaften der Maschine zu interpretieren; Festklemmen von Material und Werkzeughalter; Kühflüssigkeit; usw...

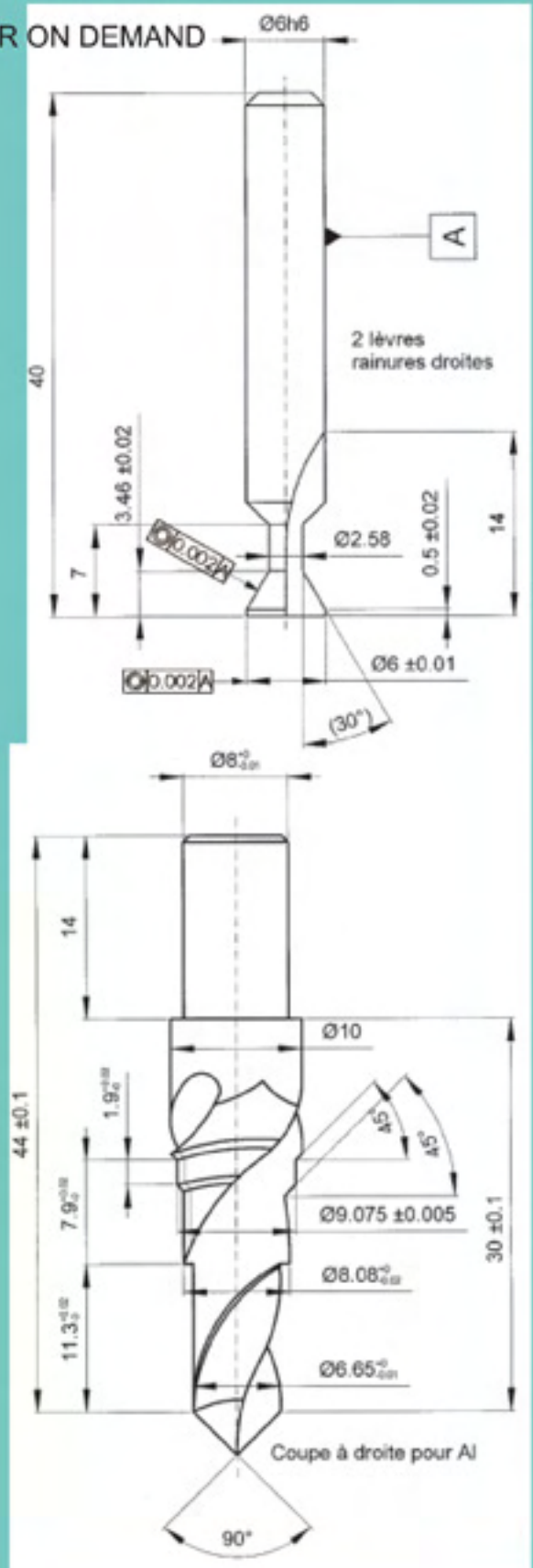
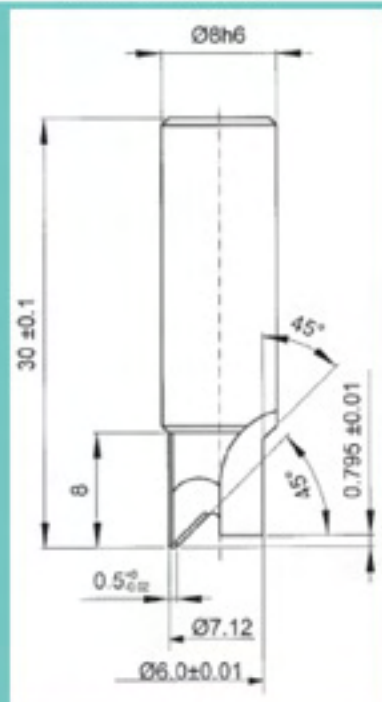
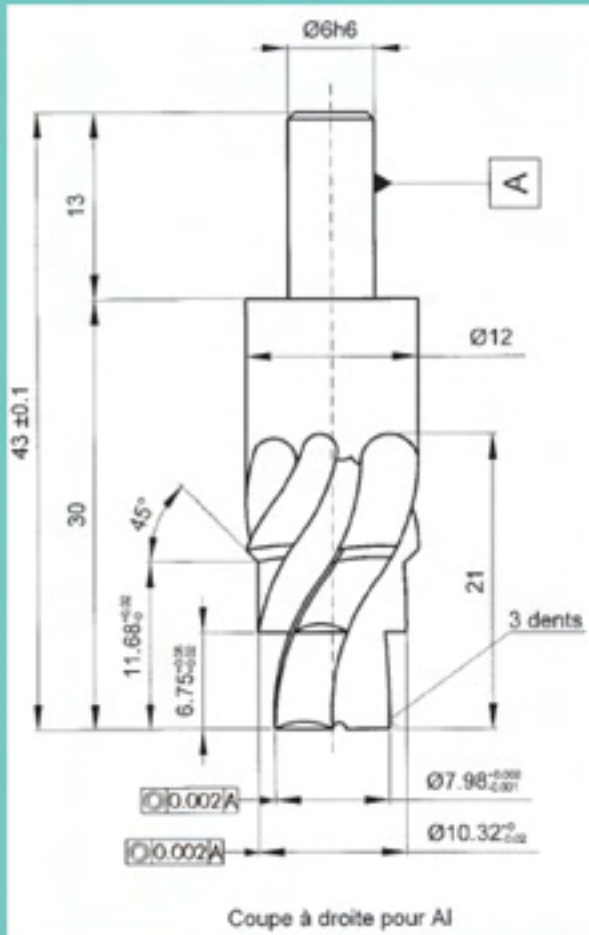
Approximate values; Depending on the machine characteristics; Material and tool clamping device; Cooling liquid; etc...

合金铣刀制造

FABRICANT D'OUTILS SPECIAUX SUR DEMANDE

HERSTELLER VON SPEZIAL WERKZEUG AUF ANFRAGE

SPECIAL TOOLS MANUFACTURER ON DEMAND

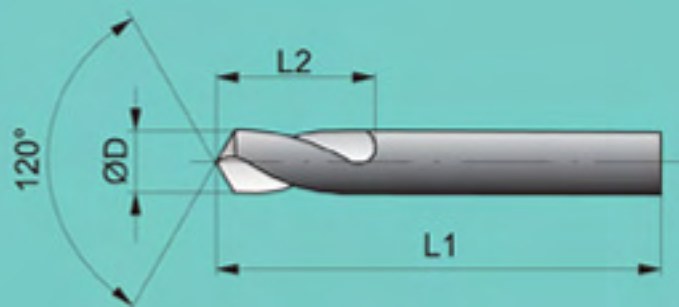


硬质合金中心钻

MECHES A CENTRER EN METAL DUR POUR NC VOLLHARTMETALL-NC-ANBOHRER SOLID CARBIDE NC-CENTER DRILL

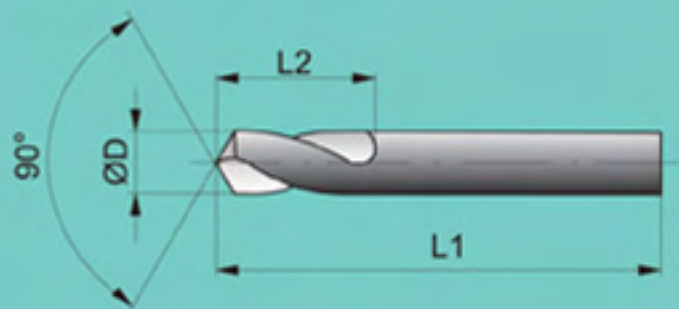
Type **220**

Coupe à droite
Rechts schneidend
Right cutting



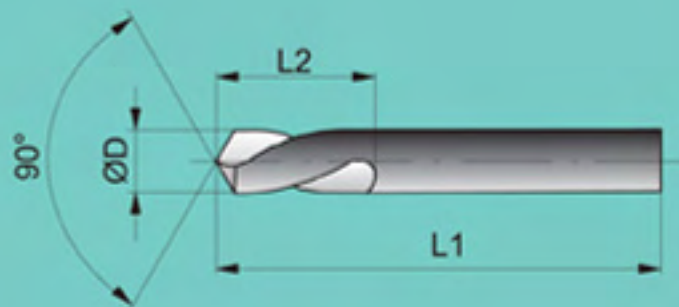
Type **221**

Coupe à droite
Rechts schneidend
Right cutting



Type **223**

Coupe à gauche
Links schneidend
Left cutting



D [mm]	L1 [mm]	L2 [mm]
2	38	8
3	45	10
4	50	12
5	55	12
6	60	15
8	70	20
10	75	20
12	80	25

硬质合金立铣刀

FRAISES À RAINURER EN MÉTAL DUR K10 SCHAFTFRÄSER AUS VOLLHARTMETALL K10 SLOTTING END MILLS OF CARBIDE K10

Type **300**

Coupe au centre, 2 lèvres
Schnitt im Zentrum, 2-Lippig
Center-cutting, 2 flutes



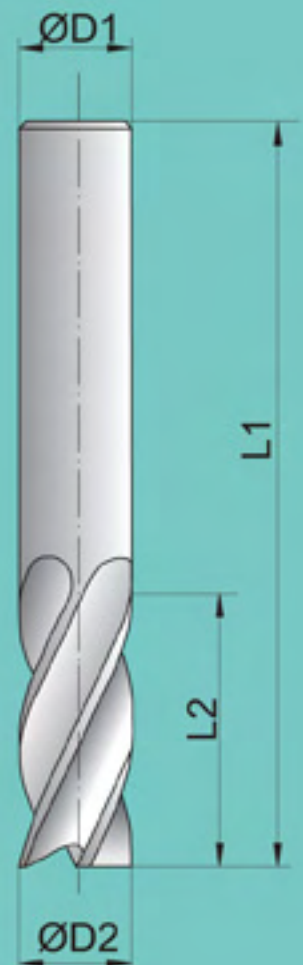
Type **301**

Coupe au centre, 3 lèvres
Schnitt im Zentrum, 3-Lippig
Center-cutting, 3 flutes



Type **302**

4 lèvres
4-Lippig
4 flutes



ØD2 [mm]	L1 [mm]	L2 [mm]	ØD1 [mm]
2.0	38	7	2.0
2.5	38	8	2.5
3.0	38	8	3.0
4.0	43	11	4.0
5.0	47	13	5.0
6.0	57	13	6.0
8.0	63	19	8.0
10.0	72	22	10.0
12.0	83	26	12.0
14.0	83	26	14.0
16.0	89	32	16.0
18.0	92	32	18.0
20.0	101	38	20.0

硬质合金立铣刀

FRAISES À RAINURER EN MÉTAL DUR K10
SCHAFTFRÄSER AUS VOLLHARTMETALL K10
SLOTING END MILLS OF CARBIDE K10

AVEC PLAT WELDON
MIT SPANNFLÄCHE
WITH CLAMPING

Type 310

Coupe au centre, 2 lèvres
 Schnitt im Zentrum, 2-Lippig
 Center-cutting, 2 flutes

ØD2 [mm]	L1 [mm]	L2 [mm]	ØD1 [mm]
1.5	47	3.0	6.0
2.0	48	4.0	6.0
2.5	49	5.0	6.0
3.0	49	5.0	6.0
4.0	51	7.0	6.0
5.0	52	8.0	6.0
6.0	52	8.0	6.0
8.0	55	11.0	8.0
10.0	63	13.0	10.0
12.0	73	16.0	12.0

Type 311

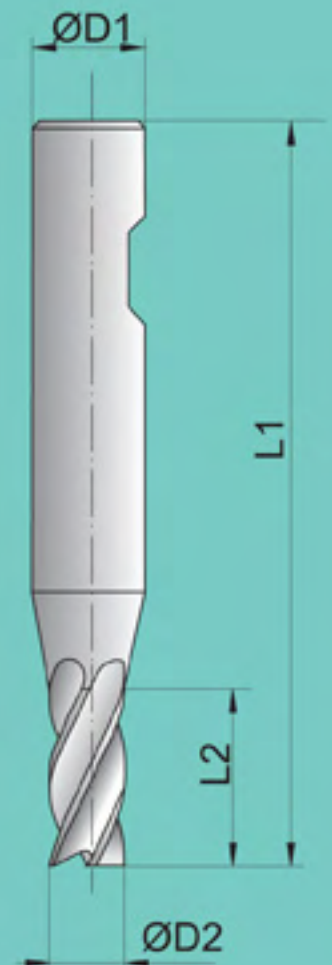
Coupe au centre, 3 lèvres
 Schnitt im Zentrum, 3-Lippig
 Center-cutting, 3 flutes

ØD2 [mm]	L1 [mm]	L2 [mm]	ØD1 [mm]
2.0	51	7.0	6.0
2.5	52	8.0	6.0
3.0	52	8.0	6.0
4.0	55	11.0	6.0
5.0	57	13.0	6.0
6.0	57	13.0	6.0
8.0	63	19.0	8.0
10.0	72	22.0	10.0
12.0	83	26.0	12.0

Type 312

4 lèvres
 4-Lippig
 4 flutes

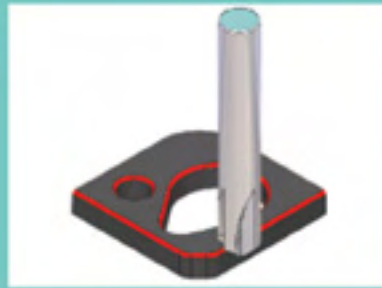
ØD2 [mm]	L1 [mm]	L2 [mm]	ØD1 [mm]
3.0	52	8.0	6.0
4.0	55	11.0	6.0
5.0	57	13.0	6.0
6.0	57	13.0	6.0
8.0	63	19.0	8.0
10.0	72	22.0	10.0
12.0	83	26.0	12.0



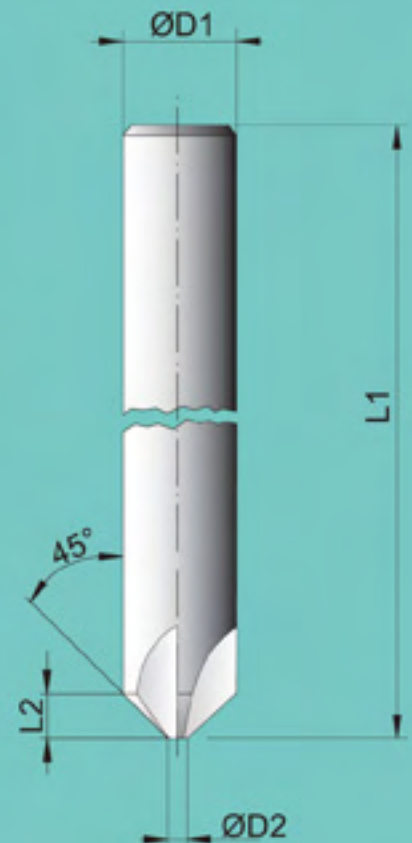
硬质合金倒角刀

FRAISES A ANGLER EN MÉTAL DUR
VOLLHARTMETALL FASEN-SCHAFTFRÄSER
SOLID CARBIDE COUNTERSINK

Type **327**

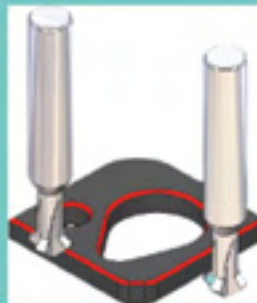


ØD1 [mm]	L1 [mm]	L2 [mm]	ØD2 [mm]	Z
4	50	1.5	1	4
6	60	2.3	1.5	4
8	70	3	2	4
10	75	3.8	2.5	4
12	80	4.5	3	4
16	90	7	3.5	6
20	100	8	4	6

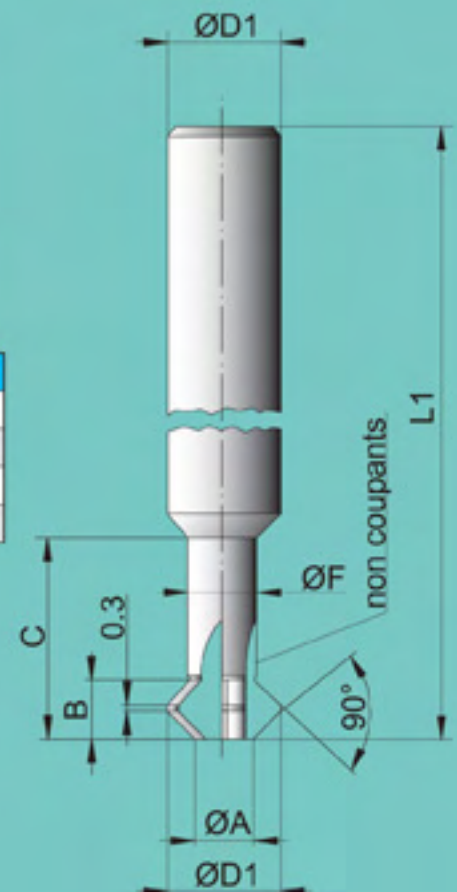


FRAISES A ANGLER ISOCELES EN MÉTAL DUR
VOLLHARTMETALL PRISMEN-SCHAFTFRÄSER
SOLID CARBIDE DOUBLE ANGLE MILLING

Type **328**



ØD1 [mm]	L1 [mm]	B [mm]	C [mm]	ØA [mm]	ØF [mm]
6	60	2.5	12	3.5	4
8	70	4	15	4	5
10	75	5	18	5	6
12	80	6	21	6	7



硬质合金小径立铣刀

Fabricant d'outillage carbure depuis 1969

Vollhartmetallwerkzeug - Hersteller seit 1969

Manufacturer carbide cutting tools since 1969

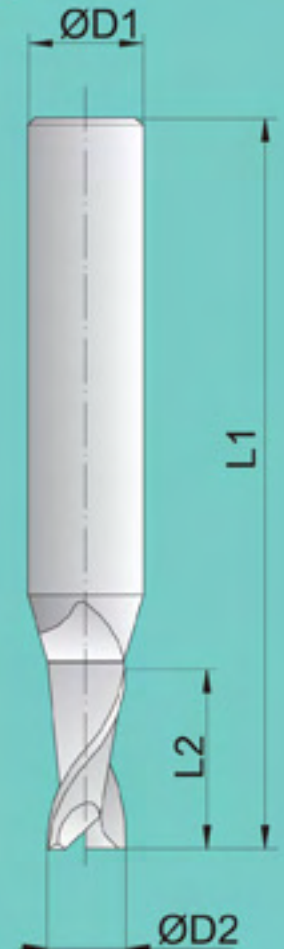
MICRO-FRAISES 2 DENTS
MIKRO PRÄZISIONSFRÄSER 2 ZÄHNE
MINIATURE END-MILLS 2 TEETH



PRECISION ±0.01

Type **362**

ØD2 [mm]	L1 [mm]	L2 [mm]	ØD1 [mm]
0.3	39	1.0	3
0.4	39	1.5	3
0.5	39	1.5	3
0.6	39	1.5	3
0.7	39	2.0	3
0.8	39	2.0	3
0.9	39	2.5	3
1.0	39	3.0	3
1.1	39	3.0	3
1.2	39	4.0	3
1.3	39	4.0	3
1.4	39	4.0	3
1.5	39	4.0	3
1.6	39	5.0	3
1.7	39	5.0	3
1.8	39	5.0	3
1.9	39	5.0	3
2.0	39	5.0	3
2.1	39	6.0	3
2.2	39	6.0	3
2.3	39	6.0	3
2.4	39	6.0	3
2.5	39	7.0	3
2.6	39	7.0	3
2.7	39	7.0	3
2.8	39	7.0	3
2.9	39	7.0	3
3.0	44	10.0	4



RAINURAGE - GRAVURE

SLOTING - ENGRAVING



PERCAGE A FOND PLAT

FLAT BOTTOM BORING

Exemple de commande : 362-08 pour Ø 0.8mm 2 dents
Bestellung Beispiel : 362-08 für Ø 0.8mm 2 Zähne
Order sample : 362-08 for Ø 0.8mm 2 teeth

Revêtement sur demande
Beschichtung auf Anfrage
Coating on demande

硬质合金小径立铣刀

MICRO-FRAISES 3 DENTS
MIKRONPRÄZISIONSFRÄSER 3 ZÄHNE
MINIATURE END-MILLS 3 TEETH



PRECISION ±0.01

Type **363**

ØD2 [mm]	L1 [mm]	L2 [mm]	ØD1 [mm]
0.5	39	1.5	3
0.6	39	1.5	3
0.7	39	2.0	3
0.8	39	2.0	3
0.9	39	2.5	3
1.0	39	3.0	3
1.1	39	3.0	3
1.2	39	4.0	3
1.3	39	4.0	3
1.4	39	4.0	3
1.5	39	4.0	3
1.6	39	5.0	3
1.7	39	5.0	3
1.8	39	5.0	3
1.9	39	5.0	3
2.0	39	5.0	3
2.1	39	6.0	3
2.2	39	6.0	3
2.3	39	6.0	3
2.4	39	6.0	3
2.5	39	7.0	3
2.6	39	7.0	3
2.7	39	7.0	3
2.8	39	7.0	3
2.9	39	7.0	3
3.0	44	10.0	4



RAINURAGE - GRAVURE
SLOTING - ENGRAVING




PERÇAGE A FOND PLAT
FLAT BOTTOM BORING

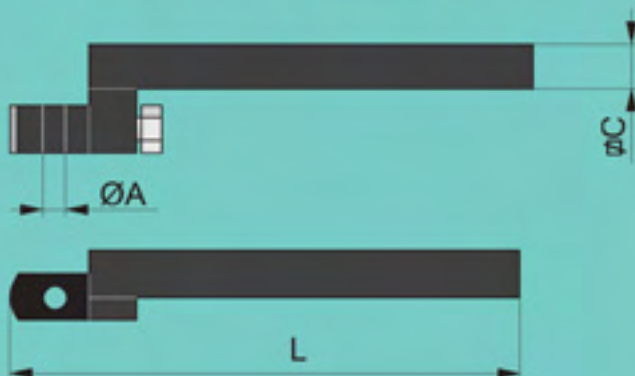
Exemple de commande : 363-08 pour Ø 0.8mm 3 dents
 Bestellung Beispiel : 363-08 für Ø 0.8mm 3 Zähne
 Order sample : 363-08 for Ø 0.8mm 3 teeth

Revêtement sur demande
Beschichtung auf Anfrage
Coating on demande


DOG LEG 小孔刀杆

PORTE-CENTREUR
STAHLHALTER
CENTERING TOOL-HOLDER
Type **400**Gauche
Links
Left

C [mm]	A [mm]	L [mm]
6 x 6	2	132
6 x 6	3	132
7 x 7	2	140
7 x 7	3	140
8 x 8	2	140
8 x 8	3	140
10 x 15	2	150
10 x 15	3	150
10 x 15	4	150

Type **401**Gauche
Links
Left

C [mm]	A [mm]	L [mm]
7 x 7	3	135
7 x 7	4	135
8 x 8	3	146
8 x 8	4	146
8 x 8	5	146
10 x 10	4	150
10 x 10	5	150
10 x 10	6	150
10 x 10	7	150
12 x 12	4	150
12 x 12	6	150
12 x 12	8	150
14 x 14	4	160
14 x 14	6	160
14 x 14	8	160

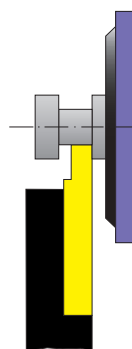
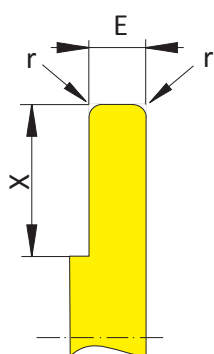
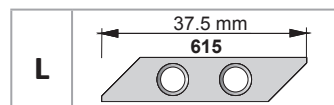
Type **413**Droite
Rechts
Right

C [mm]	A [mm]
10 x 10	4
10 x 10	5
10 x 10	6
12 x 12	4
12 x 12	5
12 x 12	6
16 x 16	5
16 x 16	6
16 x 16	8



foncer/tourner
 einstechen/drehen
 grooving/turning

617LO avec rayon
 617LO mit Radius
 617LO with radius



TYPE/TYP/TYP	E	r	X	Revêtement - Beschichtung - Coating			
				NR	TIN	FUT	TICN
617LO	1.0	0.08	2.0	●	●	●	○
617LO	1.5	0.08	3.0	●	●	●	○
617LO	1.5	0.20	3.0	●	●	●	○
617LO	2.0	0.08	4.0	●	●	●	○
617LO	2.0	0.20	4.0	●	●	●	○
617LO	2.5	0.08	5.0	○	○	○	○
617LO	2.5	0.20	5.0	○	○	○	○
617LO	3.0	0.08	6.0	●	●	●	○
617LO	3.0	0.20	6.0	●	●	●	○

Exemple commande / Bestellbeispiel / Order example: 617LO 1.0 r 0.08 NR

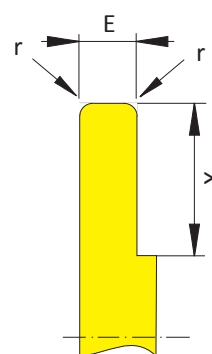
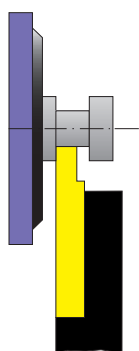
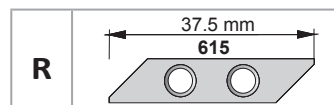
● stock
 ab Lager
 on stock

○ sur demande
 auf Anfrage
 on demand



foncer/tourner
 einstechen/drehen
 grooving/turning

617RO avec rayon
 617RO mit Radius
 617RO with radius



TYPE/TYP/TYPER	E	r	X	Revêtement - Beschichtung - Coating			
				NR	TIN	FUT	TICN
617RO	1.0	0.08	2.0	●	●	●	○
617RO	1.5	0.08	3.0	●	●	●	○
617RO	1.5	0.20	3.0	●	●	●	○
617RO	2.0	0.08	4.0	●	●	●	○
617RO	2.0	0.20	4.0	●	●	●	○
617RO	2.5	0.08	5.0	○	○	○	○
617RO	2.5	0.20	5.0	○	○	○	○
617RO	3.0	0.08	6.0	●	●	●	○
617RO	3.0	0.20	6.0	●	●	●	○

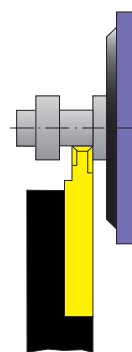
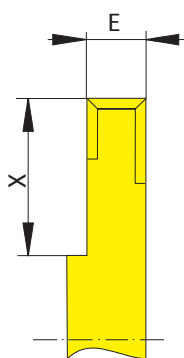
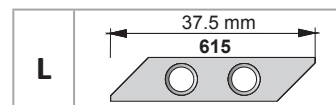
Exemple commande / Bestellbeispiel / Order example: 617RO 1.0 r 0.08 NR

● stock ab Lager on stock
 ○ sur demande auf Anfrage on demand



foncer/tourner
 einstecken/drehen
 grooving/turning

617LO BCX brise copeau
 617LO BCX Spanbrecher
 617LO BCX chip breaker



TYPE/TYP/TYPE	E	X	Revêtement - Beschichtung - Coating			
			NR	TIN	FUT	TICN
617LO	1.5	3.0	O	O	O	O
617LO	2.0	4.0	●	●	●	O
617LO	2.5	5.0	●	●	●	O
617LO	3.0	6.0	●	●	●	O
617LO	4.0	8.0	O	O	O	O

Exemple commande / Bestellbeispiel / Order example: 617LO 1.5 BCX NR

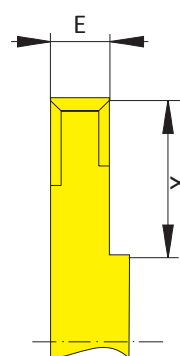
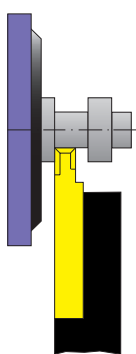
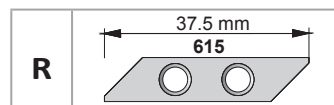
● stock
 ab Lager
 on stock

○ sur demande
 auf Anfrage
 on demand



foncer/tourner
 einstechen/drehen
 grooving/turning

617RO BCX brise copeau
 617RO BCX Spanbrecher
 617RO BCX chip breaker



TYPE/TYP/TYP	E	X	Revêtement - Beschichtung - Coating			
			NR	TIN	FUT	TICN
617RO	1.5	3.0	○	○	○	○
617RO	2.0	4.0	●	●	●	○
617RO	2.5	5.0	●	●	●	○
617RO	3.0	6.0	●	●	●	○
617RO	4.0	8.0	○	○	○	○

Exemple commande / Bestellbeispiel / Order example: 617RO 1.5 BCX NR

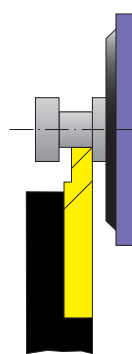
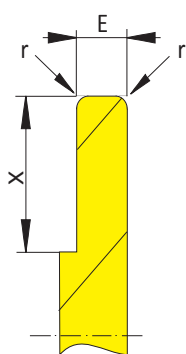
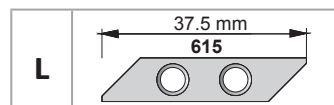
● stock
 ab Lager
 on stock

○ sur demande
 auf Anfrage
 on demand



foncer/tourner
 einstechen/drehen
 grooving/turning

617LX avec rayon
 617LX mit Radius
 617LX with radius



TYPE/TYP/TYPER	E	r	X	Revêtement - Beschichtung - Coating			
				NR	TIN	FUT	TICN
617LX	1.0	0.08	2.0	●	●	●	○
617LX	1.0	0.20	2.0	●	●	●	○
617LX	1.0	0.40	2.0	○	○	○	○
617LX	1.5	0.08	3.0	●	●	●	○
617LX	1.5	0.20	3.0	●	●	●	○
617LX	1.5	0.40	3.0	●	●	●	○
617LX	2.0	0.08	4.0	●	●	●	○
617LX	2.0	0.20	4.0	●	●	●	○
617LX	2.0	0.40	4.0	●	●	●	○
617LX	2.5	0.08	5.0	●	●	●	○
617LX	2.5	0.20	5.0	●	●	●	○
617LX	2.5	0.40	5.0	●	●	●	○
617LX	3.0	0.08	6.0	●	●	●	○
617LX	3.0	0.20	6.0	●	●	●	○
617LX	3.0	0.40	6.0	●	●	●	○
617LX	4.0	0.08	8.0	●	●	●	○
617LX	4.0	0.20	8.0	●	●	●	○
617LX	4.0	0.40	8.0	●	●	●	○

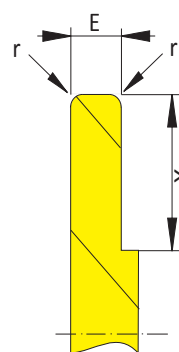
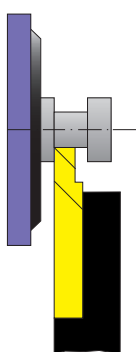
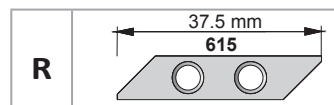
Exemple commande / Bestellbeispiel / Order example: 617LX 1.0 r 0.08 NR

● stock / ab Lager / on stock
 ○ sur demande / auf Anfrage / on demand



foncer/tourner
 einstechen/drehen
 grooving/turning

617RX avec rayon
 617RX mit Radius
 617RX with radius



TYPE/TYP/TYPER	E	r	X	Revêtement - Beschichtung - Coating			
				NR	TIN	FUT	TICN
617RX	1.0	0.08	2.0	●	●	●	○
617RX	1.0	0.20	2.0	●	●	●	○
617RX	1.0	0.40	2.0	○	○	○	○
617RX	1.5	0.08	3.0	●	●	●	○
617RX	1.5	0.20	3.0	●	●	●	○
617RX	1.5	0.40	3.0	●	●	●	○
617RX	2.0	0.08	4.0	●	●	●	○
617RX	2.0	0.20	4.0	●	●	●	○
617RX	2.0	0.40	4.0	●	●	●	○
617RX	2.5	0.08	5.0	●	●	●	○
617RX	2.5	0.20	5.0	●	●	●	○
617RX	2.5	0.40	5.0	●	●	●	○
617RX	3.0	0.08	6.0	●	●	●	○
617RX	3.0	0.20	6.0	●	●	●	○
617RX	3.0	0.40	6.0	●	●	●	○
617RX	4.0	0.08	8.0	●	●	●	○
617RX	4.0	0.20	8.0	●	●	●	○
617RX	4.0	0.40	8.0	●	●	●	○

Exemple commande / Bestellbeispiel / Order example: 617RX 1.0 r 0.08 NR

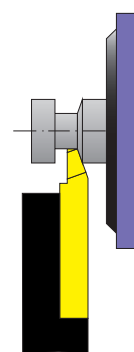
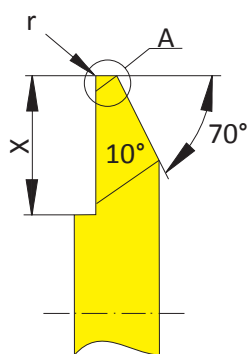
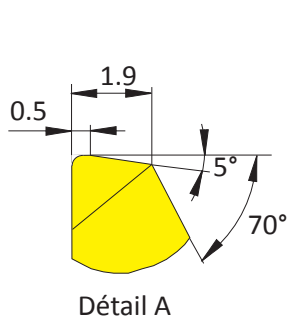
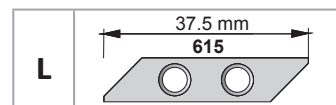
● stock
 ab Lager
 on stock

○ sur demande
 auf Anfrage
 on demand



tourner arrière ébauche
 vordrehen hinten
 rough back turn

619LX avec rayon
 619LX mit Radius
 619LX with radius



TYPE/TYP/TYPE	E	r	x	Revêtement - Beschichtung - Coating			
				NR	TIN	FUT	TICN
619LX	1.9	0.20	7.0	●	●	●	○

Exemple commande / Bestellbeispiel / Order example: 619LX r 0.20 NR

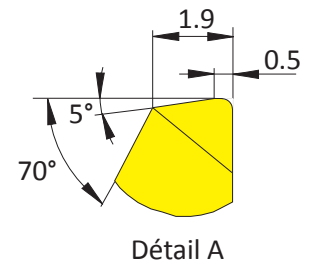
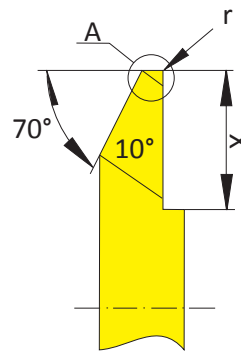
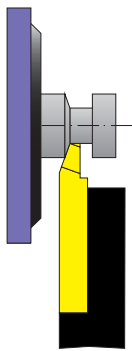
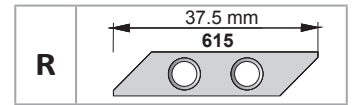
● stock
 ab Lager
 on stock

○ sur demande
 auf Anfrage
 on demand



tourner arrière ébauche
 vordrehen hinten
 rough back turn

619RX avec rayon
 619RX mit Radius
 619RX with radius



TYPE/TYP/TYPE	E	r	x	Revêtement - Beschichtung - Coating			
				NR	TIN	FUT	TICN
619RX	1.9	0.20	7.0	●	●	●	○

Exemple commande / Bestellbeispiel / Order example: 619RX r 0.20 NR

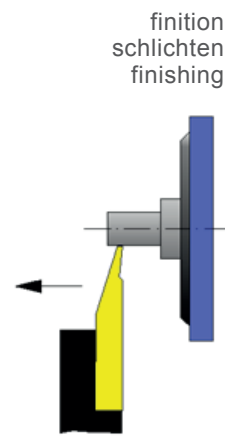
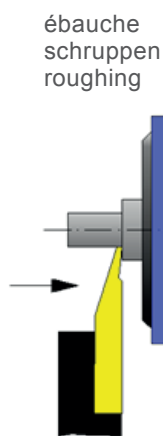
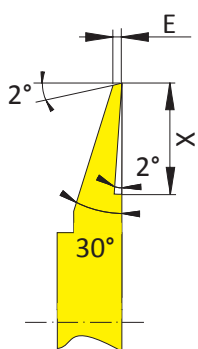
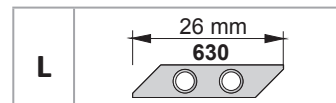
● stock
 ab Lager
 on stock

○ sur demande
 auf Anfrage
 on demand



foncer/tourner/ébauche/finition
 einstechen/drehen/schruppen/schlichten
 grooving/turning/roughing/finishing

631HL
 631HL
 631HL



TYPE/TYP/TYP	E	X	Angle/Winkel/Angle	Revêtement - Beschichtung - Coating			
				NR	TIN	FUT	TICN
631HL	0.05	2.0	30°	●	○	●	○

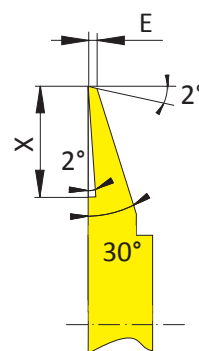
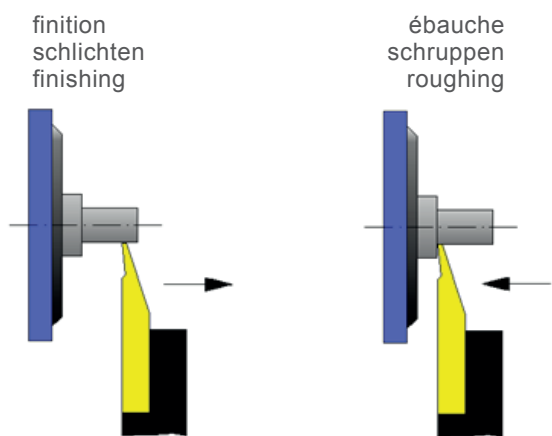
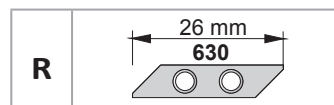
Exemple commande / Bestellbeispiel / Order example: 631HL NR

● stock
ab Lager
on stock

○ sur demande
auf Anfrage
on demand



foncer/tourner/ébauche/finition 631HR
 einstechen/drehen/schruppen/schlichten 631HR
 grooving/turning/roughing/finishing 631HR



TYPE/TYP/TYPE	E	X	Angle/Winkel/Angle	Revêtement - Beschichtung - Coating			
				NR	TIN	FUT	TICN
631HR	0.05	2.0	30°	●	○	●	○

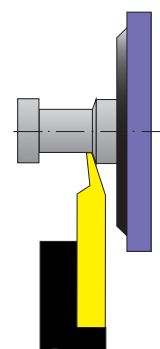
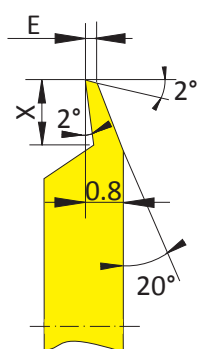
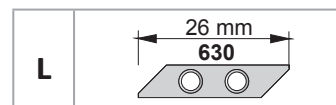
Exemple commande / Bestellbeispiel / Order example: 631HR NR

- stock
ab Lager
on stock
- sur demande
auf Anfrage
on demand



tourner arrière ébauche
 vordrehen hinten
 rough back turn

632HL EB
 632HL EB
 632HL EB



TYPE/TYP/TYP	E	X	Angle/Winkel/Angle	Revêtement - Beschichtung - Coating			
				NR	TIN	FUT	TICN
632HL EB	0.05	2.0	20°	●	○	●	○

Exemple commande / Bestellbeispiel / Order example: 632HL EB NR

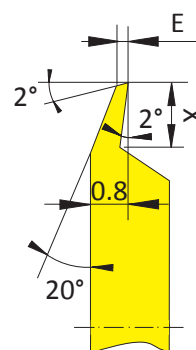
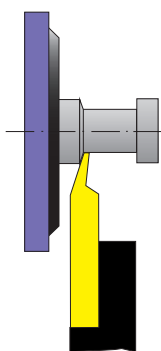
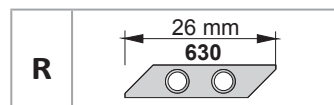
● stock
 ab Lager
 on stock

○ sur demande
 auf Anfrage
 on demand



tourner arrière ébauche
 vordrehen hinten
 rough back turn

632HR EB
 632HR EB
 632HR EB



TYPE/TYP/TYP	E	X	Angle/Winkel/Angle	Revêtement - Beschichtung - Coating			
				NR	TIN	FUT	TICN
632HR EB	0.05	2.0	20°	●	○	●	○

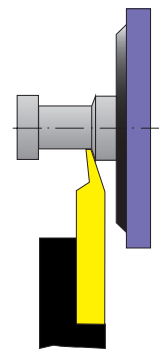
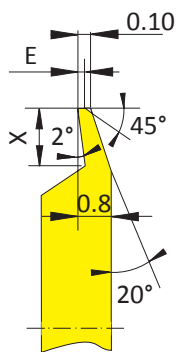
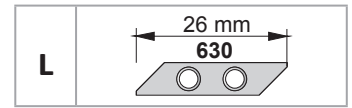
Exemple commande / Bestellbeispiel / Order example: 632HR EB NR

- stock
ab Lager
on stock
- sur demande
auf Anfrage
on demand



tourner arrière finition
 hinten drehen schlichten
 back turning finishing

632HL FI
 632HL FI
 632HL FI



TYPE/TYP/TYP	E	X	Angle/Winkel/Angle	Revêtement - Beschichtung - Coating			
				NR	TIN	FUT	TICN
632HL FI	0.03	2.0	20°	●	○	●	○

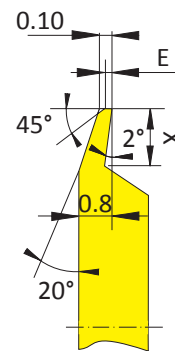
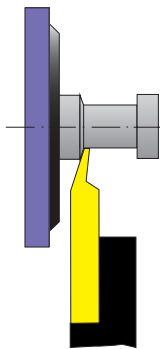
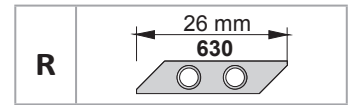
Exemple commande / Bestellbeispiel / Order example: 632HL FI NR

- stock
ab Lager
on stock
- sur demande
auf Anfrage
on demand



tourner arrière finition
hinten drehen schlichten
back turning finishing

632HR FI
632HR FI
632HR FI



TYPE/TYP/TYP	E	X	Angle/Winkel/Angle	Revêtement - Beschichtung - Coating			
				NR	TIN	FUT	TICN
632HR FI	0.03	2.0	20°	●	○	●	○

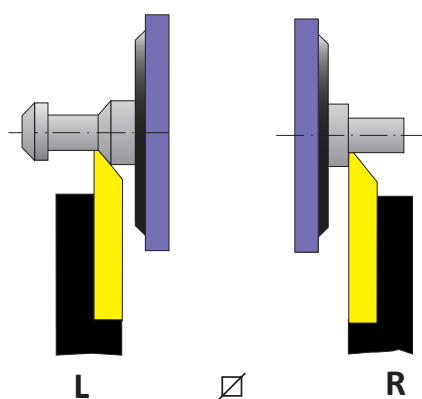
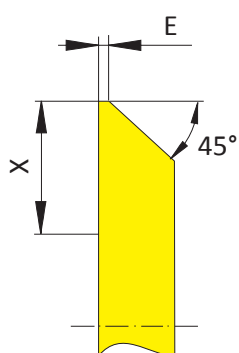
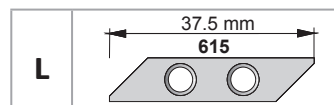
Exemple commande / Bestellbeispiel / Order example: 632HR FI NR

- stock
ab Lager
on stock
- sur demande
auf Anfrage
on demand



foncer/turner/angler
 einstechen/drehen mit Winkel
 grooving/turning with angle

655L 45
 655L 45
 655L 45



TYPE/TYP/TYPE	E	X	Angle/Winkel/Angle	Revêtement - Beschichtung - Coating			
				NR	TIN	FUT	TICN
655L 45	0.5	9.0	45°	●	●	●	○

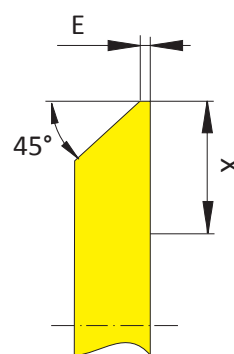
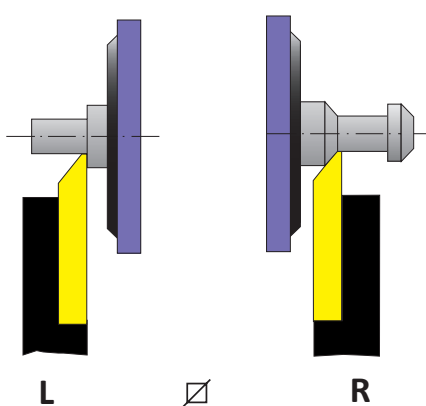
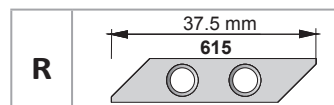
Exemple commande / Bestellbeispiel / Order example: 655L 45 NR

- stock
ab Lager
on stock
- sur demande
auf Anfrage
on demand



foncer/turner/angler
 einstechen/drehen mit Winkel
 grooving/turning with angle

655R 45
 655R 45
 655R 45



TYPE/TYP/TYPER	E	X	Angle/Winkel/Angle	Revêtement - Beschichtung - Coating			
				NR	TIN	FUT	TICN
655R 45	0.5	9.0	45°	●	●	●	○

Exemple commande / Bestellbeispiel / Order example: 655R 45 NR

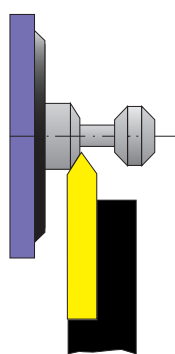
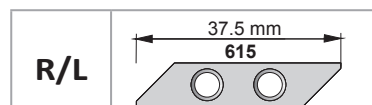
● stock
 ab Lager
 on stock

○ sur demande
 auf Anfrage
 on demand

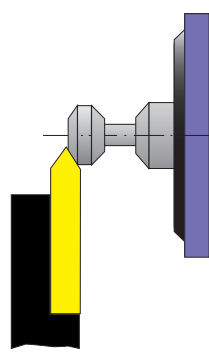


angler
Winkel
Angle

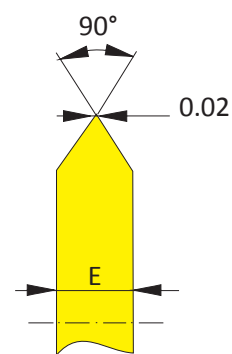
655R/L 90
655R/L 90
655R/L 90



R



L



TYPE/TYP/TYPER	E	Angle/Winkel/Angle	Revêtement - Beschichtung - Coating			
			NR	TIN	FUT	TICN
655R/L 90	4	90°	●	●	●	○

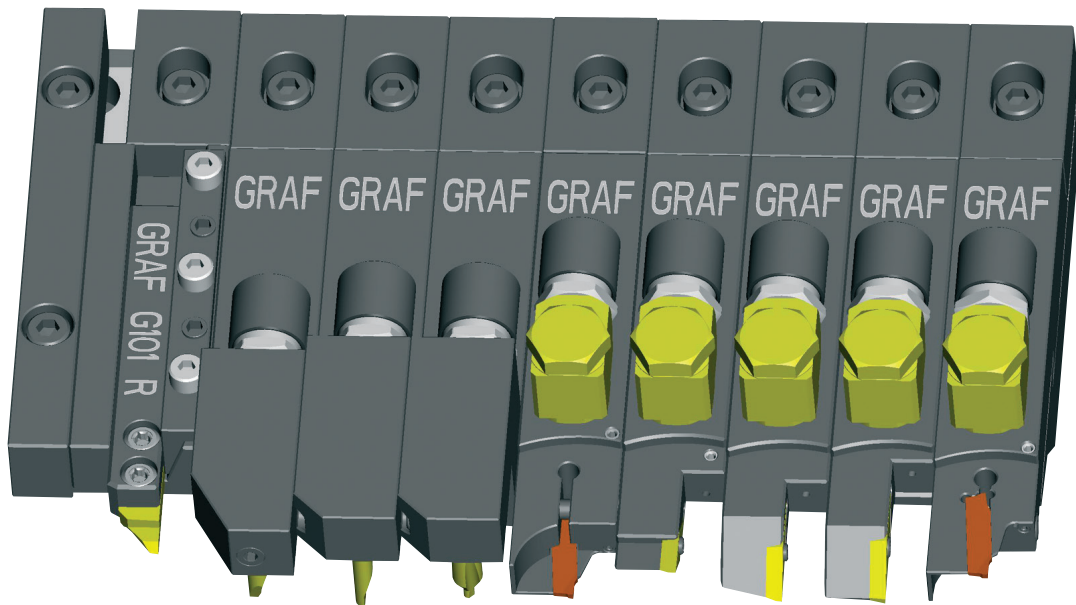
Exemple commande / Bestellbeispiel / Order example: 655R/L NR

- stock
ab Lager
on stock
- sur demande
auf Anfrage
on demand

Lineareinheit Schnell-
wechselsystem mit
Innenkühlung

Linear-Unit-Quick-
change-System with
inner cooling

Unité linéaire
pour inserts à
refroidissement
intérieur



Unsere Pluspunkte:

- 9 Werkzeugstationen mit Innenkühlung!
- Verkürzung der Rüstzeiten!
- Sehr hohe Genauigkeit +/- 1Hundertstel!
- Werkzeuge individuell festlegbar!
- Maximale Stabilität durch unsere „Schwalbenschwanz“ Technologie!

Our plus points:

- 9 tool stations with inner cooling!
- Reduction of the set up times!
- Very high accuracy +/- 1 hundredth!
- Individual configuration of the tools!
- Max. stability due to our "dove tail" technology!

Nos atouts:


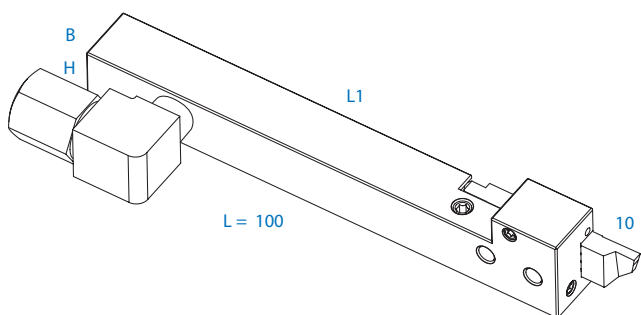
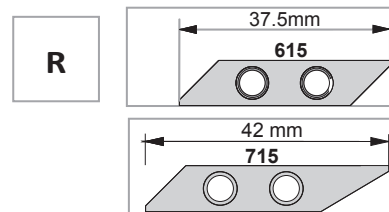
- 9 emplacements pour des outils à refroidissement intérieur!
- Réduction des temps de montage
- Précision extrême (+/-) 1 centième
- Configuration individuelle de chaque outil
- Stabilité maximale grâce à notre technologie en «queue de pie»

Exemple commande / Bestellbeispiel / Order example:

sur demande
o auf Anfrage
o on demand

Porte-outils avec arrosage intégré
 Wendeplatten-Halter mit Kühlkanal
 Plate holder with integrated cooling

P615 R HP
 P615 R HP
 P615 R HP



TYPE/TYP/TYPE	∕	L1	L2	STOCK LAGER STOCK	SERIE	VIS SCHRAUBE SCREW	CLE SCHLUESSEL KEY
P615 R 12 HP	12 x 12	86	100	●	615 715	628V	T15
P615 R 16 HP	16 x 16	86	100	●	615 715	628V	T15
P615 R 20 HP	20 x 20	86	100	●	615 715	628V	T15

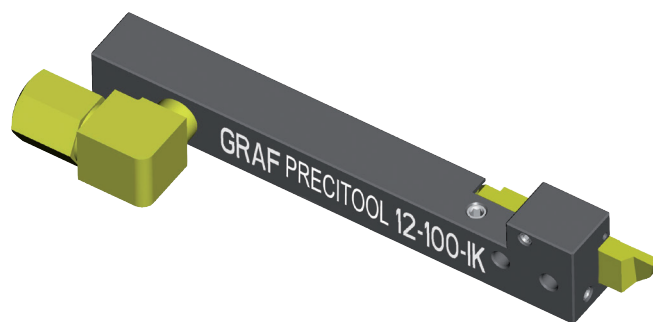
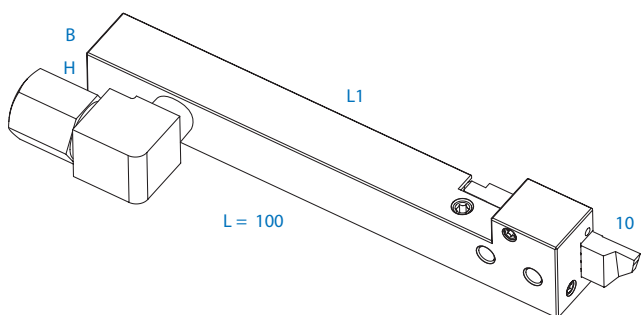
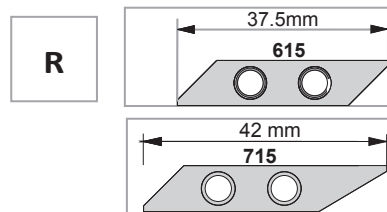
Exemple commande / Bestellbeispiel / Order example: P 615 R 12 HP

● stock
 ab Lager
 on stock

○ sur demande
 auf Anfrage
 on demand

Porte-outils avec arrosage intégré
 Wendeplatten-Halter mit Kühlkanal
 Plate holder with integrated cooling

P615 R HP
 P615 R HP
 P615 R HP



TYPE/TYP/TYPE	∕	L1	L2	STOCK LAGER STOCK	SERIE	VIS SCHRAUBE SCREW	CLE SCHLUESSEL KEY
P615 R 12 HP	12 x 12	86	100	●	615 715	628V	T15
P615 R 16 HP	16 x 16	86	100	●	615 715	628V	T15
P615 R 20 HP	20 x 20	86	100	●	615 715	628V	T15

Exemple commande / Bestellbeispiel / Order example: P 615 R 12 HP

● stock
 ab Lager
 on stock

○ sur demande
 auf Anfrage
 on demand

Raccord pour canal d'arrosage
 Kühlmittelanschluss Standard
 Coolant supply

P615 L HP
 P615 R HP

Flex-Leitungen / Flexible tubes

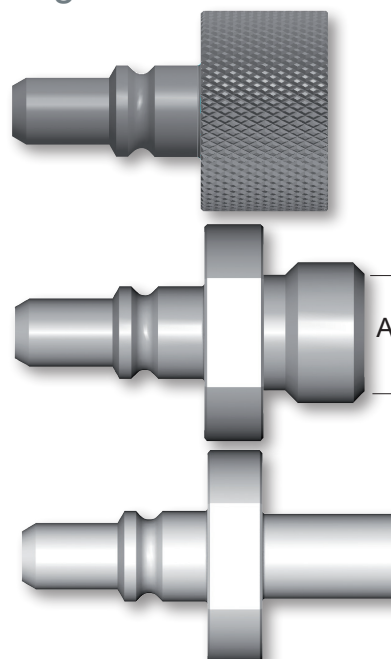
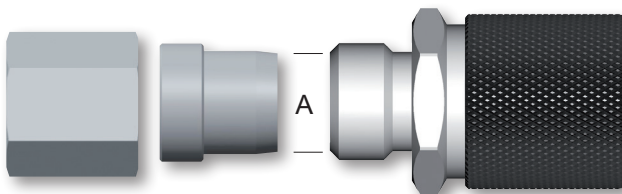


Best-Nr./ Order-No.	Bezeichnung Description	Ø Ø	Länge Length
21-1109	SMS-A DN 2x100 bds. HE-S 06-ACF	6	100
21-1111	SMS-A DN 2x150 bds. HE-S 06-ACF	6	150
21-1112	SMS-A DN 2x200 bds. HE-S 06-ACF	6	200
21-1113	SMS-A DN 2x250 bds. HE-S 06-ACF	6	250
21-1114	SMS-A DN 2x300 bds. HE-S 06-ACF	6	300
21-1115	SMS-A DN 2x400 bds. HE-S 06-ACF	6	400
21-1116	SMS-A DN 2x500 bds. HE-S 06-ACF	6	500

Schnellkupplung für Kühlmittelanschluss / Clip connection for through tool cooling

Schnellkupplung inkl. Überwurfmutter und Schneidring
 Quick connection incl. union nut and olive

A Best-Nr./Order-No.
 M10x1 004.00.49



Verschlussstopfen /
 Sealing plug
 Best.-Nr. / Order-No.
 004.00.66

Stecker / Adapter
 A Best-Nr./Order-No.
 M8x1 004.00.56
 G1/8" 004.00.57


Stecker / Adapter
 Ø 6 mm
 Best-Nr./Order-No.
 004.00.59

Raccord pour canal d'arrosage
Kühlmittelanschluss Standard
Coolant supply

P615 L HP
P615 R HP

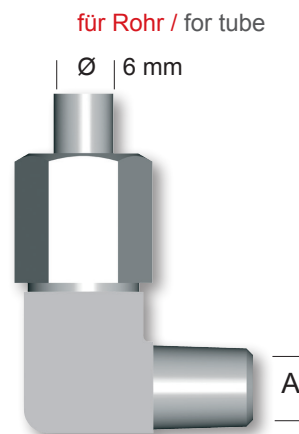
Kühlmittelanschluss Standard / Connection for through tool cooling

Kühlmittelanschluss gerade /
Connection through tool cooling / straight



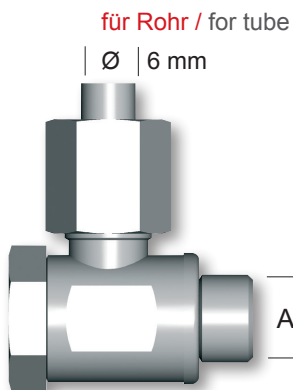
A	Best-Nr./Order-No.
M8x1	004.00.19
G1/8"	004.00.14

Kühlmittelanschluss 90° Winkel /
Connection through tool cooling 90° angle



A	Best-Nr./Order-No.
M8x1	004.00.22
G1/8"	004.00.33
G1/4"	004.00.34

Schwenkverschraubung /
Swivelling screw fitting



A	Best-Nr./Order-No.
M8x1	004.00.61
G1/8"	004.00.16

2/3/4-fach Verteilerleiste / 2/3/4 port distributor block


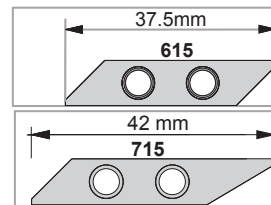


Best-Nr./ Order-No.	Bezeichnung Description	Eingänge Input G3/4"	Ausgänge Exit M8x1	Ausgänge Exit G1/8"
21-4207	VRL-2-M8x1	2	2	-
21-4208	VRL-2-G1/8"	2	-	2
21-4209	VRL-3-M8x1	2	3	-
21-4210	VRL-3-G1/8"	2	-	3
21-4211	VRL-4-M8x1	2	4	-
21-4212	VRL-4-G1/8"	2	-	4




Porte-outils réversibles réglables en hauteur
 Rückseitenbearbeitungs-Werkzeuge höhenverstellbar
 back operation tools height adjustable

PTL L86 PTL R86
 PTL L86 PTL R86
 PTL L86 PTL R86

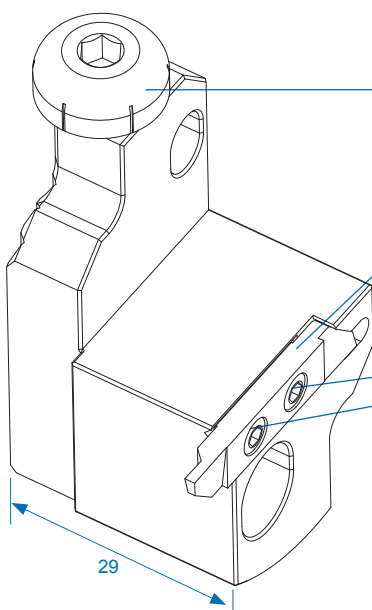


L
 couper gauche
 linksschneidend
 cutting left
 L86



R
 couper droite
 rechtsschneidend
 cutting right
 R86

Utilisation fonder, tourner, fileter
 Anwendungsbereich Formstechen, Gewindestrehlen, Einstech-Langdrehen
 Application forming, grooving, turning, threading



vis pour régler la hauteur
 screw to adjust the height
 Höhenverstellungsschraube
 002.00.69

pour/für/ for toolswiss L/R 615 - 715

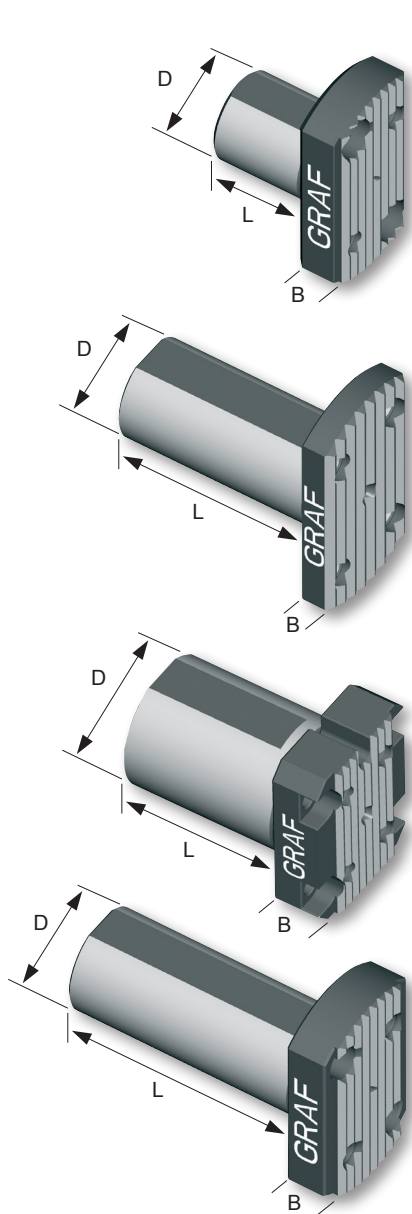
vis à tête noyée
 counter sunk-head screw
 Senkschraube
 001.01.45

Exemple commande / Bestellbeispiel / Order example: PTL L86

● stock
 ab Lager
 on stock

Porte-outils de base G
 Grundhalter G
 Basic tool holder G

PTL N06
 PTL L86
 PTL R86



STAR-Maschinen

D	L	B	Best.-Nr.
16	10	10	G016 010 SW 7
16	19	10	G016 019 SW 7
16	21	6	G016 021
22	23	6	G022 023
22	30	6	G022 030
22	70	6	G022 070
22	25	12	G022 025 R16/20R
22	25	12	G022 030 SR32
34	30	12	G034 030 ECAS 32

CITIZEN-Maschinen

D	L	B	Best.-Nr.
3/4"	40	6	G034 040
3/4"	50	6	G034 050
3/4"	120	6	G034 120
20	30	6	G020 030
1"	30	6	G010 030
1"	60	6	G010 060
1"	100	6	G010 100

MAIER-Maschinen

D	L	B	Best.-Nr.
28	40	12	G028 040
30	45	12	G030 045
34	20	12	G034 020
34	44	12	G034 044

TRAUB-Maschinen

D	L	B	Best.-Nr.
16	40	6	G016 040
28	80	12	G028 080

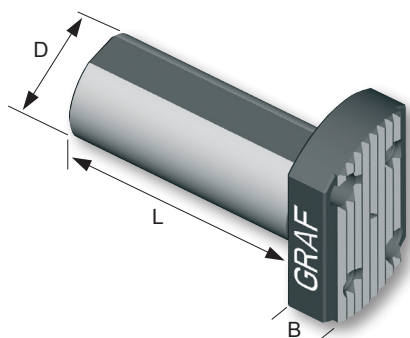
Exemple commande / Bestellbeispiel / Order example:

PTL G016 010 SW7

sur demande
 o auf Anfrage
 on demand

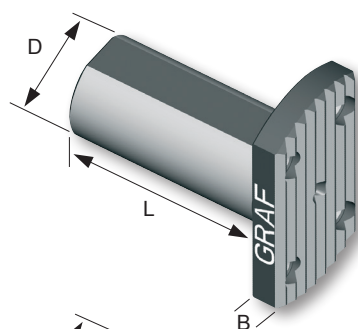
Porte-outils de base G
 Grundhalter G
 Basic tool holder G

PTL N06
 PTL L86
 PTL R86



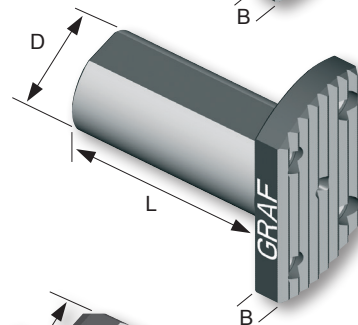
HANWHA-Maschinen

D	L	B	Best.-Nr.
20	40	6	G020 040
25	40	12	G025 040
25	60	12	G025 060
28	6	12	G028 006
32	25	12	G032 025
33	40	12	G033 040
34	44	12	G034 044



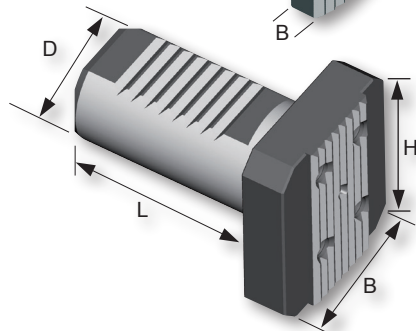
MANURHIN-Maschinen

D	L	B	Best.-Nr.
16	40	6	G016 040
20	150	6	G020 150
25	70	6	G025 070
25	100	6	G025 100
25	160	6	G025 160



TORNOS-Maschinen

D	L	B	Best.-Nr.
20	100	6	G020 100
20	150	6	G020 150
25	70	6	G025 070
25	100	6	G025 100
25	160	6	G025 160



VDI-Aufnahmen

D	L	H	B	Best.-Nr.
16	32	45	24	GV016 032
20	40	45	24	GV020 040
25	48	50	35	GV025 048
30	55	52,5	45	GV030 055

Exemple commande / Bestellbeispiel / Order example: PTL G020 040


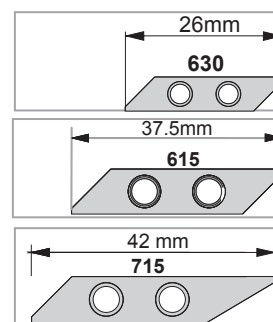
o sur demande
 auf Anfrage
 on demand

Porte-outils arrière
 Rückseitenbearbeitungs-Werkzeuge
 Back working tools

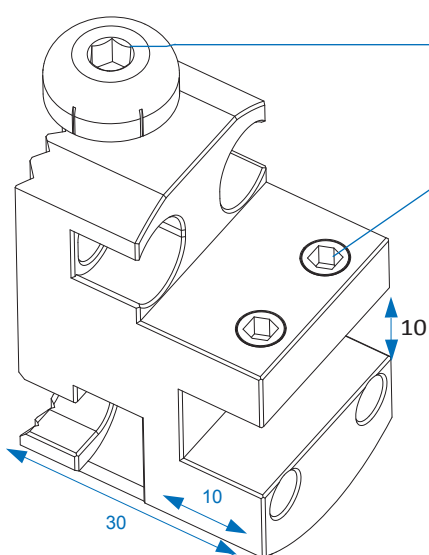
□ 10

PTL N06
 PTL N06
 PTL N06

L/R



N06



vis pour régler la hauteur
 Höhenverstellungsschraube
 screw to adjust the height
 002.00.69

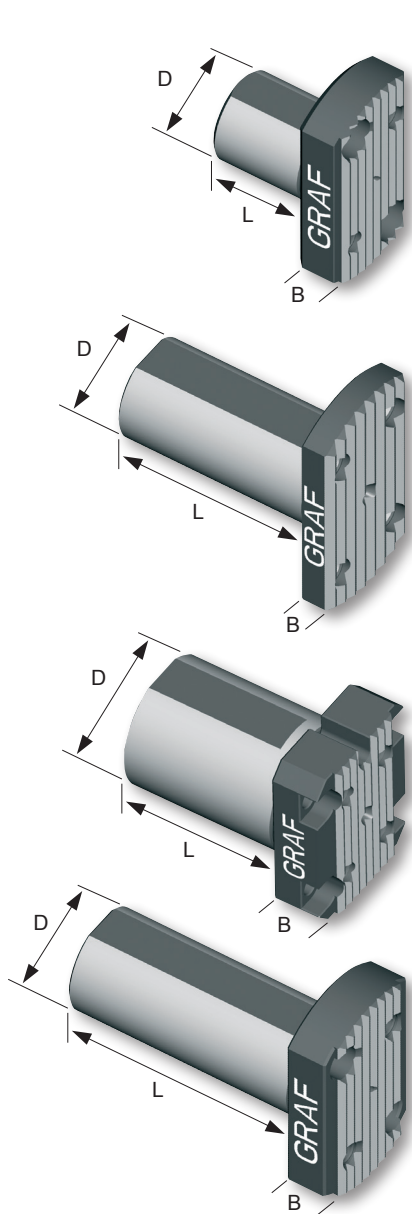
vis sans tête
 Gewindestift
 set screw
 002.00.11

Exemple commande / Bestellbeispiel / Order example: PTL N06

● stock
 ab Lager
 on stock

Porte-outils de base G
 Grundhalter G
 Basic tool holder G

PTL N06
 PTL L86
 PTL R86



STAR-Maschinen

D	L	B	Best.-Nr.
16	10	10	G016 010 SW 7
16	19	10	G016 019 SW 7
16	21	6	G016 021
22	23	6	G022 023
22	30	6	G022 030
22	70	6	G022 070
22	25	12	G022 025 R16/20R
22	25	12	G022 030 SR32
34	30	12	G034 030 ECAS 32

CITIZEN-Maschinen

D	L	B	Best.-Nr.
3/4"	40	6	G034 040
3/4"	50	6	G034 050
3/4"	120	6	G034 120
20	30	6	G020 030
1"	30	6	G010 030
1"	60	6	G010 060
1"	100	6	G010 100

MAIER-Maschinen

D	L	B	Best.-Nr.
28	40	12	G028 040
30	45	12	G030 045
34	20	12	G034 020
34	44	12	G034 044

TRAUB-Maschinen

D	L	B	Best.-Nr.
16	40	6	G016 040
28	80	12	G028 080

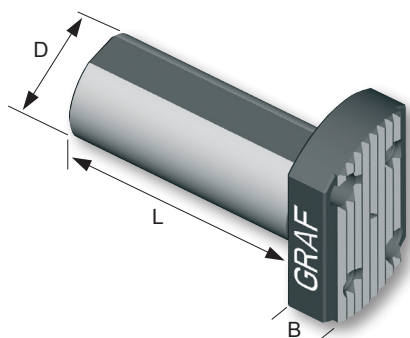
Exemple commande / Bestellbeispiel / Order example:

PTL G016 010 SW7

sur demande
 o auf Anfrage
 on demand

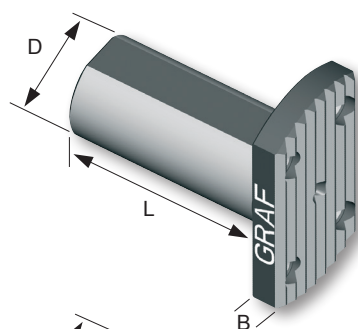
Porte-outils de base G
 Grundhalter G
 Basic tool holder G

PTL N06
 PTL L86
 PTL R86



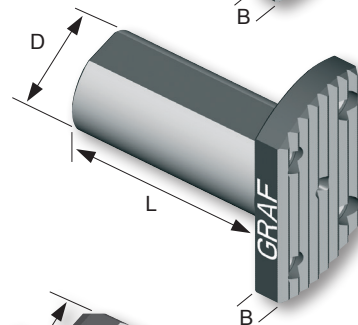
HANWHA-Maschinen

D	L	B	Best.-Nr.
20	40	6	G020 040
25	40	12	G025 040
25	60	12	G025 060
28	6	12	G028 006
32	25	12	G032 025
33	40	12	G033 040
34	44	12	G034 044



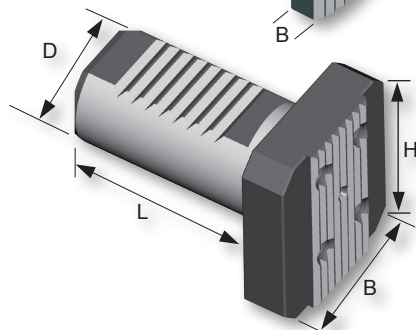
MANURHIN-Maschinen

D	L	B	Best.-Nr.
16	40	6	G016 040
20	150	6	G020 150
25	70	6	G025 070
25	100	6	G025 100
25	160	6	G025 160



TORNOS-Maschinen

D	L	B	Best.-Nr.
20	100	6	G020 100
20	150	6	G020 150
25	70	6	G025 070
25	100	6	G025 100
25	160	6	G025 160



VDI-Aufnahmen

D	L	H	B	Best.-Nr.
16	32	45	24	GV016 032
20	40	45	24	GV020 040
25	48	50	35	GV025 048
30	55	52,5	45	GV030 055

Exemple commande / Bestellbeispiel / Order example: PTL G020 040

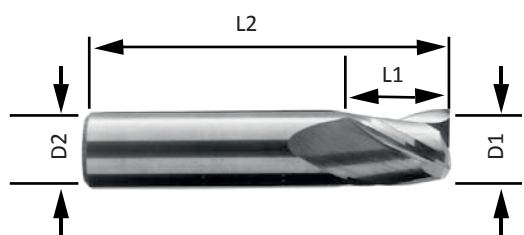
o sur demande
 auf Anfrage
 on demand



fraises en bout angles vifs
 Schaftfräser scharfkantig
 end mills sharp edged

PTL 336
 PTL 336
 PTL 336

VHM		$\lambda 30^\circ$	$\gamma 10^\circ$
MD			
SC			




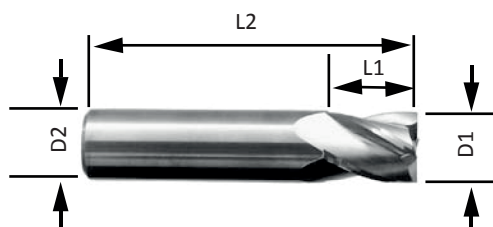
TYPE/TYP/TYPE	D1	D2	L1	L2	Z	Revêtement - Beschichtung - Coating	
						NR	avec/mit/with
336.015	1.5	6.0	4.0	39.0	3	●	●
336.020	2.0	6.0	5.0	39.0	3	●	●
336.025	2.5	6.0	6.0	39.0	3	●	●
336.030	3.0	6.0	6.0	39.0	3	●	●
336.040	4.0	6.0	8.0	39.0	3	●	●
336.050	5.0	6.0	9.0	39.0	3	●	●
336.060	6.0	6.0	9.0	39.0	3	●	●
336.080	8.0	8.0	12.0	44.0	3	●	●
336.100	10.0	10.0	14.0	51.0	3	●	●
336.120	12.0	12.0	17.0	58.0	3	●	●

Exemple commande / Bestellbeispiel / Order example: 336.015 NR

- stock ab Lager on stock
- sur demande auf Anfrage on demand

fraises en bout de finition angles vifs PTL 337
 Schaftfräser glattschneidig scharfkantig PTL 337
 end mills finishing sharp edged PTL 337

VHM		$\lambda 45^\circ$	$\gamma 10^\circ$
MD			
SC			



TYPE/TYP/TYPE	D1	D2	L1	L2	Z	Revêtement - Beschichtung - Coating	
						NR	avec/mit/with
337.030	3.0	6.0	4.0	38.0	4	●	●
337.040	4.0	6.0	5.0	38.0	4	●	●
337.050	5.0	6.0	6.0	38.0	4	●	●
337.060	6.0	6.0	7.0	38.0	6	●	●
337.080	8.0	8.0	9.0	41.0	6	●	●
337.100	10.0	10.0	11.0	48.0	6	●	●

Exemple commande / Bestellbeispiel / Order example: 337.030 NR


● stock ab Lager on stock
 ○ sur demande auf Anfrage on demand



fraises en bout de finition 55°
 Schaftfräser glattschneidig 55°
 end mills finishing 55°

PTL 355
 PTL 355
 PTL 355

VHM		$\lambda 55^\circ$	$\gamma 15^\circ$
MD			
SC			



TYPE/TYP/TYPE	D1	D2	L1	L2	Z	Revêtement - Beschichtung - Coating	
						NR	avec/mit/with
355.060	6.0	6.0	15.0	57.0	4	●	●
355.080	8.0	8.0	22.0	60.0	4	●	●
355.100	10.0	10.0	24.0	72.0	4	●	●
355.120	12.0	12.0	30.0	83.0	4	●	●

Exemple commande / Bestellbeispiel / Order example: 355.060 NR

● stock
 ab Lager
 on stock

○ sur demande
 auf Anfrage
 on demand



DecoLine®

Drehwerkzeuge für Langdrehmaschinen mit anwendungsspezifisch optimierter Spankontrolle

Turning tools for Swiss type machines with application-specifically optimized chip control

Outils de tournage pour décolleteuses avec contrôle des copeaux spécifiquement optimisé à l'application




- Wirtschaftliches Arbeiten mit bekannter Performance dank Präzisions-Platten & -Plattensitz
- Der Präzisions-Schliff garantiert stabile Drehverhältnisse unter allen Einsatzbedingungen
- Rasche Vorjustierung der Halter nach Werkzeugwechsel dank Hilfsskala




- *Economic operation with well known performance thanks to precision inserts & -holders*
- *The precision cut ensures extremely stable turning under different operating conditions*
- *Quick pre-adjustment after each tool change thanks to the smart auxiliary scale*

- Usinage économique en performance bien connu, grâce aux plaquettes et porte-outils de précision
 - Le rectifiage de précision garanti un tournage extrêmement stable sous différentes conditions d'opération
 - Pre-ajustage rapide du porte-outil après chaque changement de plaquette, grâce à l'échelle auxiliaire
-


KLEMMHALTER / EXTERNAL TOOLHOLDERS / PORTE-OUTILS EXTÉRIEUR

90° 
SCAC






Artikel-Nr. Article No. No. d'article	L	[mm]							
		H	B	L	E	F			
SCACR 1212 K09		12	12	125	20	0	CC.. 09T3..	T35.110	T15H
SCACR 1616 K09		16	16	125	20	0	CC.. 09T3..	T35.110	T15H

ANDERE ABMESSUNGEN & GEOMETRIEN AUF ANFRAGE / DIFFERENT DIMENSIONS & GEOMETRIES UPON REQUEST / DIMENSIONS ET GÉOMÉTRIES DIFFÉRENTES SUR DEMANDE


90° 
SDAC






Artikel-Nr. Article No. No. d'article	L	[mm]							
		H	B	L	E	F			
SDACR 1212 K11		12	12	125	20	0	DC.. 11T3..	T35.110	T15H
SDACR 1616 K11		16	16	125	20	0	DC.. 11T3..	T35.110	T15H

ANDERE ABMESSUNGEN & GEOMETRIEN AUF ANFRAGE / DIFFERENT DIMENSIONS & GEOMETRIES UPON REQUEST / DIMENSIONS ET GÉOMÉTRIES DIFFÉRENTES SUR DEMANDE

KLEMMHALTER / EXTERNAL TOOLHOLDERS / PORTE-OUTILS EXTÉRIEUR

90° 
SVAC

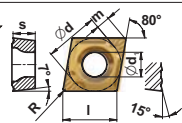
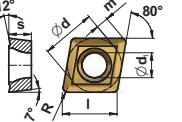
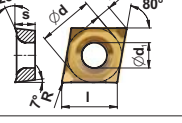
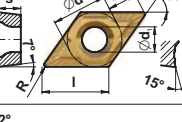

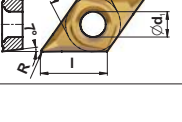


Artikel-Nr. Article No. No. d'article	L	[mm]								
		R	H	B	L	E				F
SVACR 1212 K13			12	12	125	20	0	VC.. 1303..	T30.090	T8F
SVACR 1616 K13			16	16	125	20	0	VC.. 1303..	T30.090	T8F

WENDESCHNEIDPLATTEN / CARBIDE INSERTS / PLAQUETTES EN CARBURE

NEW

NEW

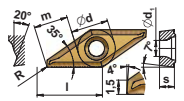
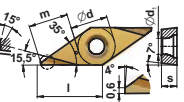
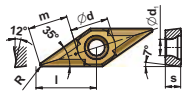
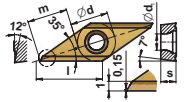
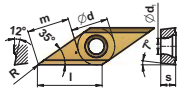
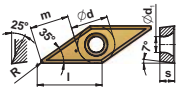
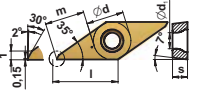
Artikel-Nr. Article No. No. d'article	[mm]																		
	I	∅d	+/-	s	+/-	m	+/-	R	∅d ₁	DC 10	DX 2	DX 20	DX 30	DX 50	DX 52	DX 70	DT 55	DT 255	DT 355
 CCGT 09T302-15 CCGT 09T304-15	9.7	9.52	0.025	3.97	0.13	2.538	0.025	0.2	4.4	■						■			
 CCGT 09T304 EN	9.7	9.52	0.025	3.97	0.13	2.423	0.025	0.4	4.4								■	□	■
 CCGT 09T301 FN-250 CCGT 09T302 FN-250 CCGT 09T304 FN-250	9.7	9.52	0.025	3.97	0.13	2.589	0.025	0.1	4.4	■	■	■	□	□					
 DCGT 11T302-15 DCGT 11T304-15	11.6	9.52	0.025	3.97	0.13	5.323	0.025	0.2	4.4	■						■			
 DCGT 11T302 EN DCGT 11T304 EN	11.6	9.52	0.025	3.97	0.13	5.316	0.025	0.2	4.4								■	□	□
 DCGT 11T301 FN-250 DCGT 11T302 FN-250 DCGT 11T304 FN-250	11.6	9.52	0.025	3.97	0.13	5.432	0.025	0.1	4.4	■	■	□	□	□					

■ ab Lager / stock item / disponible du stock □ auf Anfrage / upon request / sur demande

1) lieferbar / available / disponible 12 / 2011

TURNING - DecoLine®

WENDESCHNEIDPLATTEN / CARBIDE INSERTS / PLAQUETTES EN CARBURE

	Artikel-Nr. Article No. No. d'article	[mm]									DX2	DC 15	DX 20	DX 30	DX 50	DX 52	DX 70	DT 10	DT 55	DT 210	DT 310	DT 255	DT 355
		l	∅d	+/-	s	+/-	m	+/-	R	∅d ₁													
	VCGT 130300 FR-01W	13	7.94	0.025	3.18	0.13	7.282	0.025	0.0	3.4	■						■						
	VCGT 130301 FR-01W						7.250		0.1		■						■						
	VCGT 130302 FR-01W						7.217		0.2		■						■						
	VCGT 130300 FR-15W	13	7.94	0.025	3.18	0.13	8.400	0.025	0.0	3.4	■						■						
	VCGT 130301 FR-15W						8.367		0.1		■						■						
	VCGT 130302 FR-15W						8.336		0.2		■						■						
	VCGT 130301	13	7.94	0.025	3.18	0.13	9.000	0.025	0.1	3.4	■	■	■	■	■	■							
	VCGT 130302						8.767		0.2		■	■	■	■	■	■		■		■	■		
	VCGT 130304						8.302		0.4		■	■	■	■	■	■		■		■	■		
	VCGT 130300 FR-10	13	7.94	0.025	3.18	0.13	8.400	0.025	0.0	3.4	■	■	■	■	■	■							
	VCGT 130301 FR-10	13	7.94	0.025	3.18	0.13	9.000	0.025	0.1	3.4	■	■	■	■	■	■							
	VCGT 130302 FR-10						8.767		0.2		■	■	■	■	■	■							
	VCGT 130304 FR-10						8.302		0.4		■	■	■	■	■	■							
	VCGT 130301-25	13	7.94	0.025	3.18	0.13	9.000	0.025	0.1	3.4	■	■	■	■	■	■							
	VCGT 130302-25						8.767		0.2		■	■	■	■	■	■							
	VCGT 130304-25						8.302		0.4		■	■	■	■	■	■							
	VCGW 130300 FR	13	7.94	0.025	3.18	0.13	8.400	0.025	0.0	3.4	■	■	■	■	■	■							

■ ab Lager / stock item / disponible du stock

□ auf Anfrage / upon request / sur demande

WEITERE QUALITÄTEN & GEOMETRIEN VGL. S.62 / OTHER GRADES & GEOMETRIES SEE P.62 / AUTRES QUALITÉS ET GÉOMÉTRIES VOIR P.62 S.V.P.

INTERNAL THREAD WHIRLING 内螺纹旋风铣

Info-Blatt

Vollhartmetall- Mini-Innengewinde- wirbel-Fräser (M1–M2) Z = 1

Vollhartmetall Mini-Innengewinde-Fräser für die Bearbeitung von Kleinstinnengewinden in Titan und/oder rostfreiem Stahl. Bearbeitung des Gewindes in einem Durchgang direkt auf die fertige Gewindetiefe. Die Drehzahl des Fräasers sollte möglichst hoch sein. (Hochgeschwindigkeitsspindel)

Standard Programm für ISO 60° Innengewinde

Schaft Ø 3 mm, Totallänge 32 mm. 1 Zahn rechts log. hinterschleifen.

Feuille d'info

Mini fraises à tour- billoner intérieur en métal dur (M1–M2) Z = 1

Mini fraises en métal dur monobloc pour l'usinage de filetages très petits dans le titane et/ou l'acier inox. Usinage de la profondeur du filet en un seul passage. Le nombre de tour de la fraise doit être très élevé. (Broche à haute fréquence)

Programme standard pour filetage ISO 60° intérieur

Queue Ø 3 mm, long. totale 32 mm. 1 dent à droite dét. logarithmique.

Info-sheet


Carbide mini internal whirl thread end mills (M1–M2) Z = 1

内螺纹铣刀 (内螺纹旋风铣1齿)

Carbide mini thread end mills for the cutting of very small internal thread in titanium and/or stainless steel. The thread is completed in one cycle for the entire finished depth of the thread. The rotation speed of the end mill must be very high. (High frequency spindle)

适用于非常小的不锈钢和钛合金螺纹内螺铣削，特别医疗骨科零件；

No. 057 / 0907



No.	Gewinde Filetage Thread	Steigung Pas Pitch	Bohrung Ø Ø de perçage drilling Ø	Gewindetiefe Prof. du filet Thread depth	Mengenrabatte: (In einer Auslieferung) Rabais de quantité: (Une seule livraison) Bulk discount: (Delivery in one shipment)												
01	M 1,40	0,30 mm	1,10	3,00 mm	<table> <tr> <td>5 Stück/pcs</td> <td>Netto</td> </tr> <tr> <td>10 Stück</td> <td>./. 5 %</td> </tr> <tr> <td>25 Stück</td> <td>./. 10 %</td> </tr> <tr> <td>50 Stück</td> <td>./. 15 %</td> </tr> <tr> <td>100 Stück</td> <td>./. 20 %</td> </tr> <tr> <td>250 Stück</td> <td>./. 25 %</td> </tr> </table>	5 Stück/pcs	Netto	10 Stück	./. 5 %	25 Stück	./. 10 %	50 Stück	./. 15 %	100 Stück	./. 20 %	250 Stück	./. 25 %
5 Stück/pcs	Netto																
10 Stück	./. 5 %																
25 Stück	./. 10 %																
50 Stück	./. 15 %																
100 Stück	./. 20 %																
250 Stück	./. 25 %																
02	M 1,40	0,30 mm	1,10	4,00 mm													
03	M 1,60	0,35 mm	1,25	4,00 mm													
04	M 1,60	0,35 mm	1,25	5,00 mm													
05	M 1,80	0,35 mm	1,45	3,50 mm													
06	M 1,80	0,35 mm	1,45	5,00 mm													
07	M 2,00	0,40 mm	1,60	4,00 mm													
08	M 2,00	0,40 mm	1,60	6,00 mm													

Vollhartmetall- Mini-Innengewinde- Fräser, Z = 2 (M1,40–M3)

Vollhartmetall Mini-Innengewinde-Fräser für die Bearbeitung von Kleinstinnengewinden in Titan, rostfreiem Stahl, etc... für den Einsatz auf konventionellen Maschinen (Drehzahl Fräser 6000 – 8000 t/min.) oder mit Hochgeschwindigkeitsspindel. Bearbeitung des Gewindes in einem Durchgang direkt auf die fertige Gewindetiefe.

Mini fraises à fileter intérieur, Z = 2 en métal dur (M1,40–M3)

Mini fraises en métal dur monobloc pour l'usinage de filetages très petits dans le titane, l'acier inox, etc... Pour l'usinage sur des machines conventionnelles (nombre de tours de la fraise entre 6000 – 8000 t/min.) ou avec broche à haute fréquence. Usinage de la profondeur du filet en un seul passage.


Carbide mini thread end mills, Z = 2 (M1,40–M3)

内螺纹铣刀 (内螺纹旋风铣2齿)

Carbide mini thread end mills for the cutting of very small internal threads in titanium, stainless steels, etc... For production on conventional machines. (Rotation speed of the end mill between 6000 and 8000 r/min.) or with high frequency spindle. The thread is completed in one cycle for the entire finished depth of thread.

适用于非常小的不锈钢和钛合金螺纹内螺铣削，特别医疗骨科零件；

No. 056 / 0907



No.	Gewinde Filetage Thread	Steigung Pas Pitch	Bohrung Ø Ø de perçage drilling Ø	Gewindetiefe Prof. du filet Thread depth	Mengenrabatte: (In einer Auslieferung) Rabais de quantité: (Une seule livraison) Bulk discount: (Delivery in one shipment)												
01	M 1,40	0,30 mm	1,10 mm	4,00 mm	<table> <tr> <td>5 Stk/pcs</td> <td>Netto</td> </tr> <tr> <td>10 Stk/pcs</td> <td>./. 5 %</td> </tr> <tr> <td>25 Stk/pcs</td> <td>./. 10 %</td> </tr> <tr> <td>50 Stk/pcs</td> <td>./. 15 %</td> </tr> <tr> <td>100 Stk/pcs</td> <td>./. 20 %</td> </tr> <tr> <td>250 Stk/pcs</td> <td>./. 25 %</td> </tr> </table>	5 Stk/pcs	Netto	10 Stk/pcs	./. 5 %	25 Stk/pcs	./. 10 %	50 Stk/pcs	./. 15 %	100 Stk/pcs	./. 20 %	250 Stk/pcs	./. 25 %
5 Stk/pcs	Netto																
10 Stk/pcs	./. 5 %																
25 Stk/pcs	./. 10 %																
50 Stk/pcs	./. 15 %																
100 Stk/pcs	./. 20 %																
250 Stk/pcs	./. 25 %																
02	M 1,60	0,35 mm	1,25 mm	5,00 mm													
03	M 1,80	0,35 mm	1,45 mm	5,00 mm													
04	M 2,00	0,40 mm	1,60 mm	5,00 mm													
05	M 2,00	0,40 mm	1,60 mm	7,00 mm													
06	M 2,50	0,45 mm	2,05 mm	5,00 mm													
07	M 2,50	0,45 mm	2,05 mm	8,00 mm													
08	M 3,00	0,50 mm	2,50 mm	6,00 mm													
09	M 3,00	0,50 mm	2,50 mm	9,00 mm													

INTERNAL THREAD WHIRLING 内螺纹旋风铣

Info-Blatt

Vollhartmetall-
Mini-Innengewinde-
Fräser, Z= 3
(M1,40–M4)

Standard Programm für ISO 60° Innengewinde

Schaft \varnothing 3 mm, Totallänge
32 mm, 3 Zähne, rechts
log. hinterschliften.

Feuille d'info

Mini fraises à fileter
intérieur, Z= 3
en métal dur
(M1,40–M4)

Programme standard pour filetage ISO 60° intérieur

Queue \varnothing 3 mm, long. totale
32 mm, 3 dents à droite
dét. logarithmique.

Info-sheet


Carbide mini
thread end mills,
Z= 3
(M1,40–M4)

内螺纹铣刀 (内螺纹旋风铣3齿)

Standard program for ISO 60° internal threads

Shank \varnothing 3 mm, total length
32 mm, 3 teeth right hand
logarithmically relief ground.

No. 059 / 0907



适用于非常小的不锈钢和钛合金螺纹内螺铣削，特别医疗骨科零件；

No.	Gewinde Filetage Thread	Steigung Pas Pitch	Bohrung \varnothing \varnothing de perçage drilling \varnothing	Gewindetiefe Prof. du filet Thread depth	Mengenrabatte: (In einer Auslieferung) Rabais de quantité: (Une seule livraison) Bulk discount: (Delivery in one shipment)												
01	M 1,40	0,30 mm	1,10	4,00 mm	<table border="0"> <tr> <td>5 Stück/pcs</td> <td>Netto</td> </tr> <tr> <td>10 Stück</td> <td>./ 5 %</td> </tr> <tr> <td>25 Stück</td> <td>./ 10 %</td> </tr> <tr> <td>50 Stück</td> <td>./ 15 %</td> </tr> <tr> <td>100 Stück</td> <td>./ 20 %</td> </tr> <tr> <td>250 Stück</td> <td>./ 25 %</td> </tr> </table>	5 Stück/pcs	Netto	10 Stück	./ 5 %	25 Stück	./ 10 %	50 Stück	./ 15 %	100 Stück	./ 20 %	250 Stück	./ 25 %
5 Stück/pcs	Netto																
10 Stück	./ 5 %																
25 Stück	./ 10 %																
50 Stück	./ 15 %																
100 Stück	./ 20 %																
250 Stück	./ 25 %																
02	M 1,60	0,35 mm	1,25	5,00 mm													
03	M 1,80	0,35 mm	1,45	5,00 mm													
04	M 2,00	0,40 mm	1,60	6,00 mm													
05	M 2,50	0,45 mm	2,05	7,00 mm													
06	M 3,00	0,50 mm	2,50	8,00 mm													
07	M 3,50	0,60 mm	2,90	9,00 mm													
08	M 4,00	0,70 mm	3,30	10,00 mm													

Vollhartmetall-
Mini-Innengewinde-
Fräser, Z= 4
(M1,40–M4)

Standard Programm für ISO 60° Innengewinde

Schaft \varnothing 3 mm, Totallänge
32 mm, 4 Zähne, rechts
log. hinterschliften.

Mini fraises à fileter
intérieur, Z= 4
en métal dur
(M1,40–M4)

Programme standard pour filetage ISO 60° intérieur

Queue \varnothing 3 mm, long. totale
32 mm, 4 dents à droite
dét. logarithmique.

Carbide mini
thread end mills,
Z= 4
(M1,40–M4)

内螺纹铣刀 (内螺纹旋风铣4齿)

Standard program for ISO 60° internal threads

Shank \varnothing 3 mm, total length
32 mm, 4 teeth right hand
logarithmically relief ground.

No. 054 / 0907



适用于非常小的不锈钢和钛合金螺纹内螺铣削，特别医疗骨科零件；

No.	Gewinde Filetage Thread	Steigung Pas Pitch	Bohrung \varnothing \varnothing de perçage drilling \varnothing	Gewindetiefe Prof. du filet Thread depth	Mengenrabatte: (In einer Auslieferung) Rabais de quantité: (Une seule livraison) Bulk discount: (Delivery in one shipment)												
01	M 1,40	0,30 mm	1,10	4,00 mm	<table border="0"> <tr> <td>5 Stück/pcs</td> <td>Netto</td> </tr> <tr> <td>10 Stück</td> <td>./ 5 %</td> </tr> <tr> <td>25 Stück</td> <td>./ 10 %</td> </tr> <tr> <td>50 Stück</td> <td>./ 15 %</td> </tr> <tr> <td>100 Stück</td> <td>./ 20 %</td> </tr> <tr> <td>250 Stück</td> <td>./ 25 %</td> </tr> </table>	5 Stück/pcs	Netto	10 Stück	./ 5 %	25 Stück	./ 10 %	50 Stück	./ 15 %	100 Stück	./ 20 %	250 Stück	./ 25 %
5 Stück/pcs	Netto																
10 Stück	./ 5 %																
25 Stück	./ 10 %																
50 Stück	./ 15 %																
100 Stück	./ 20 %																
250 Stück	./ 25 %																
02	M 1,60	0,35 mm	1,25	5,00 mm													
03	M 1,80	0,35 mm	1,45	5,00 mm													
04	M 2,00	0,40 mm	1,60	6,00 mm													
05	M 2,50	0,45 mm	2,05	7,00 mm													
06	M 3,00	0,50 mm	2,50	8,00 mm													
07	M 3,50	0,60 mm	2,90	9,00 mm													
08	M 4,00	0,70 mm	3,30	10,00 mm													

Spezial Ausführungen

Benötigte Angaben für die Herstellung
der Fräser nach Ihren Angaben:
(Preise auf Anfrage)

- Gewinde \varnothing , Steigung und Norm des
Gewindes.
- Gewindetiefe, inkl. Angabe von eventuellen
Vorbohrungen (Zeichnungskopie des zu
bearbeitenden Teils oder Skizze).
- Bohrdurchmesser d.h. auf welchen \varnothing wird das
Teil vor der Gewindebearbeitung vorgebohrt.
- Rechts- oder linksdrehender Fräser.

Kühlmittelhinweis:

Entweder mit sehr dünnflüssigem Schneidöl,
Spezial-Emulsion oder Pressluft.
Für weitere Auskünfte wollen Sie sich bitte an
unser Beratungsteam wenden.

Exécutions spéciales

Données nécessaires pour la fabrication
de ces fraises selon vos besoins:
(Prix sur demande)

- Diamètre, pas et norme du filet.
- Profondeur du filet, y compris information sur
des avant perçages. (Copie du dessin ou
esquisse.)
- Diamètre de perçage, c'est-à-dire à quel \varnothing la
pièce est pré-perçée avant le fraisage du filet.
Fraise à droite ou à gauche.

Information sur la lubrification:

Huile très fine, émulsion spéciale ou air
comprimé.
Pour plus de renseignements veuillez svpl. vous
adresser à notre équipe de conseillers.

Special executions

Information needed for the completion of end
mills as per your needs.
(Prices on request)

- Thread \varnothing , pitch and standard (norm) of the thread.
- Depth of thread, including information on pilot-drill
(drawing of part or a sketch).
- Drilling diameter, that is \varnothing at which part is pilot
drilled (prior to the milling of the thread).
Rotating direction: Right or left-hand end mill

Coolant information:

Either you should use thin-bodied cutting oil,
special emulsion or compressed air.
For more information please contact our
customer service personnel.

INTERNAL THREAD WHIRLING 内螺纹旋风铣

Info-Blatt

Feuille d'info


Info-sheet

No. 0552 / 0907

Vollhartmetall
Innengewinde-
fräser
2 + 3 rillig

Fraises à fileter
intérieur en
métal dur
2 + 3 profils

Carbide internal
thread end mills,
内螺纹铣刀 (内螺纹旋风铣3齿)
2 + 3 threads



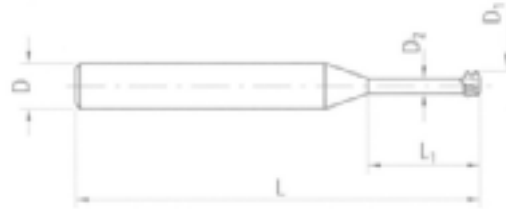

Mini Innengewindefräser 2 rillig
3 Zähne, logarithmisch hinter-
schliffen, geradeverzahnt

Fraises à fileter intérieur 2 profils
des dents, 3 dents, détalonnage
logarithmique, denture droite

Thread end mills 2 threads,
3 theet, logarithmically relief
ground, straight toothing

适用于非常小的不锈钢和钛合金螺纹内螺铣削，特别医疗骨科零件；

Artikelnummer No d'article Article number	Gewinde Filetage Thread	Steigung Pas Pitch			L ₁	D	L	
			∅ D ₁	∅ D ₂				
0552 01	M1.00	0.20	0.76	0.49	2.80	3.00	32.00	
0552 02	M1.00	0.25	0.70	0.37	3.00	3.00	32.00	
0552 03	M1.20	0.25	0.89	0.55	3.00	3.00	32.00	
0552 04	M1.40	0.30	1.04	0.64	4.00	3.00	32.00	
0552 05	M1.60	0.35	1.18	0.70	4.00	3.00	32.00	
0552 06	M1.60	0.35	1.18	0.70	6.00	3.00	32.00	
0552 07	M1.80	0.35	1.37	0.88	5.00	3.00	32.00	
0552 08	M2.00	0.40	1.52	0.97	5.00	3.00	32.00	
0552 09	M2.00	0.40	1.52	0.97	7.00	3.00	32.00	
0552 10	M2.50	0.45	1.98	1.37	6.00	3.00	32.00	
0552 11	M3.00	0.50	2.42	1.70	7.00	3.00	32.00	
0552 12	M3.50	0.60	2.80	1.95	8.00	3.00	32.00	
0552 13	M4.00	0.70	3.20	2.20	8.00	4.00	50.00	
0552 14	M5.00	0.80	4.05	2.95	10.00	5.00	50.00	
0552 15	M6.00	1.00	4.80	3.40	10.00	6.00	50.00	




No. 0553 / 0907

Mini Innengewindefräser 3 rillig
3 Zähne, logarithmisch hinter-
schliffen, spiralverzahnt

Fraises à fileter intérieur 3 profils
des dents, 3 dents, détalonnage
logarithmique, denture hélicoïdale

内螺纹铣刀 (内螺纹旋风铣3齿)
Thread end mills 3 threads,
3 theet, logarithmically relief
ground, helic fluted



适用于非常小的不锈钢和钛合金螺纹内螺铣削，特别医疗骨科零件；

Artikelnummer No d'article Article number	Gewinde Filetage Thread	Steigung Pas Pitch			L ₁	D	L	
			∅ D ₁	∅ D ₂				
0553 01	M1.20	0.25	0.89	0.55	3.00	3.00	32.00	
0553 02	M1.40	0.30	1.04	0.64	4.00	3.00	32.00	
0553 03	M1.60	0.35	1.18	0.70	4.00	3.00	32.00	
0553 04	M1.60	0.35	1.18	0.70	6.00	3.00	32.00	
0553 05	M1.80	0.35	1.37	0.88	5.00	3.00	32.00	
0553 06	M2.00	0.40	1.52	0.97	5.00	3.00	32.00	
0553 07	M2.00	0.40	1.52	0.97	7.00	3.00	32.00	
0553 08	M2.50	0.45	1.98	1.37	6.00	3.00	32.00	
0553 09	M3.00	0.50	2.42	1.70	7.00	3.00	32.00	
0553 10	M3.50	0.60	2.80	1.95	8.00	3.00	32.00	
0553 11	M4.00	0.70	3.20	2.20	8.00	4.00	50.00	
0553 12	M5.00	0.80	4.05	2.95	10.00	5.00	50.00	
0553 13	M6.00	1.00	4.80	3.40	10.00	6.00	50.00	

TOOLS FOR AUTOMATIC LATHES & SOLID CARBIDE SLITTING SAWS



Fabricant d'outillage carbure depuis 1969
Vollhartmetallwerkzeug - Hersteller seit 1969
Manufacturer carbide cutting tools since 1969



欧洲制造技术(EMT)上海办事处
西钜珂(上海)工业技术有限公司
WESTEC (SHANGHAI) MECH. &ELEC. CO.LTD
Tel.:86-21-37709286 Fax: 86-21-37709287
E-mail: info@westec-corp.com
www.westec-corp.com